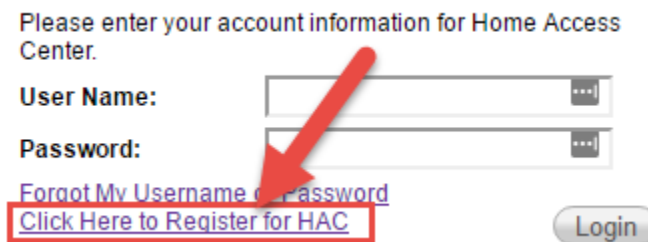


eSchool: Claim Home Access Center (HAC) Account

To log into Home Access Center (HAC) you need to claim your account. Parents/guardians will need to have access to the email account on file with the District. For parents/guardians of multiple students you will only need to do this once to see all your children. For middle & high school students you will use your District Google account.

1. Go to the Home Access Center Website
<https://hacipe.sungardk12saas.com/HomeAccess>
2. Follow the “Click Here to Register for HAC” link



Please enter your account information for Home Access Center.

User Name:

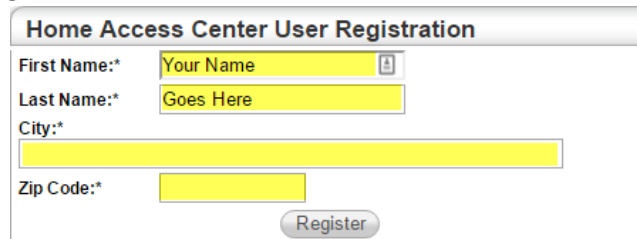
Password:

[Forgot My Username or Password](#)

[Click Here to Register for HAC](#)

Login

3. Complete the User Verification
4. Click Register



Home Access Center User Registration

First Name:*

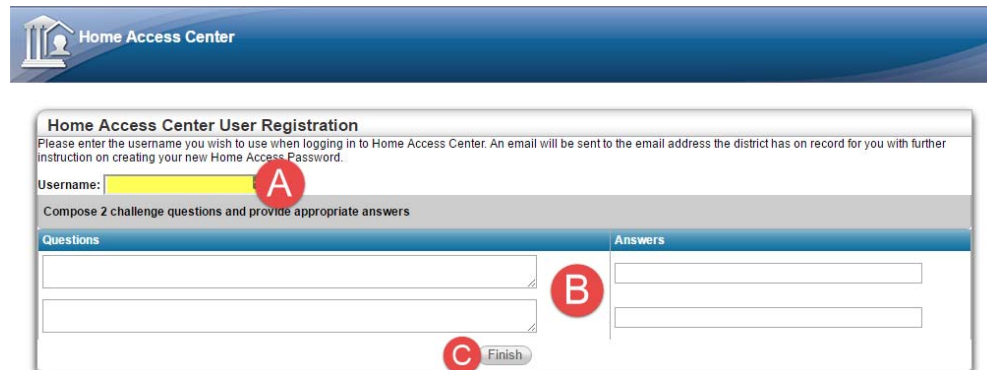
Last Name:*

City:*

Zip Code:*

Register

5. Continue the Registration
 - a. Select a Username
 - b. Create 2 Challenge Questions & Answers – These will be used if you ever forget your password
 - c. Click “Finish”



Home Access Center

Home Access Center User Registration

Please enter the username you wish to use when logging in to Home Access Center. An email will be sent to the email address the district has on record for you with further instruction on creating your new Home Access Password.

Username:

Compose 2 challenge questions and provide appropriate answers

Questions	Answers
<input type="text"/>	<input type="text"/>
<input type="text"/>	<input type="text"/>

Finish

6. You will be sent an email to create a password and log into Home Access Center.
 - a. You will need access to the email on file with the District
 - b. You will need to know the answer to one of your Challenge Questions