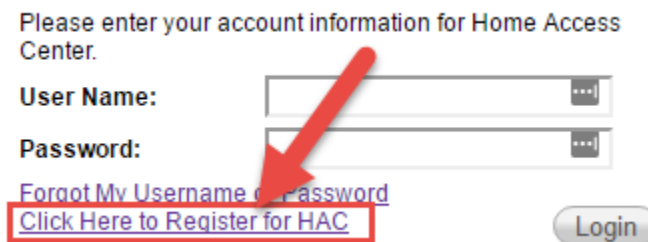


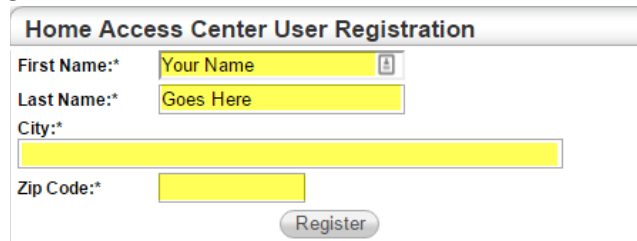
# eSchool: Claim Home Access Center (HAC) Account

To log into Home Access Center (HAC) you need to claim your account. Parents/guardians will need to have access to the email account on file with the District. For parents/guardians of multiple students you will only need to do this once to see all your children. For middle & high school students you will use your District Google account.

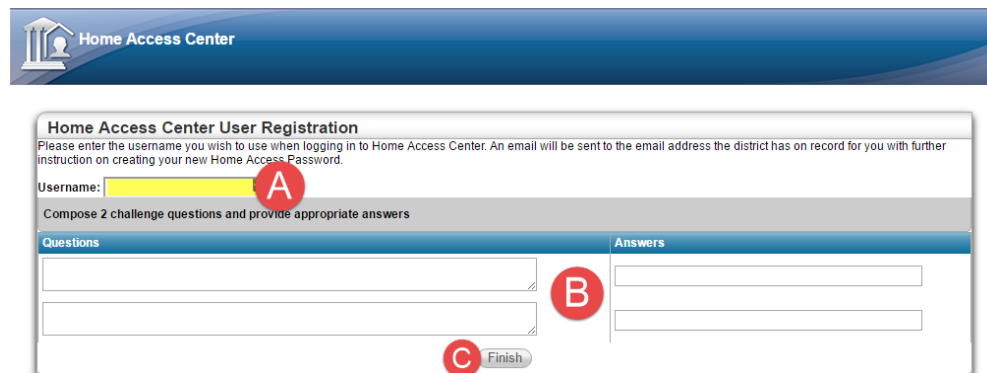
1. Go to the Home Access Center Website  
<https://ipe-hac.eschoolplus.powerschool.com/HomeAccess>
2. Follow the “Click Here to Register for HAC” link



3. Complete the User Verification
4. Click Register



5. Continue the Registration
  - a. Select a Username
    - i. **Please note:** If the new student online registration was used, do **NOT** use the same username when registering for Home Access.
  - b. Create 2 Challenge Questions & Answers – These will be used if you ever forget your password
  - c. Click “Finish”



6. You will be sent an email to create a password and log into Home Access Center.

# eSchool: Claim Home Access Center (HAC) Account

---

- a. You will need access to the email on file with the District
- b. You will need to know the answer to one of your Challenge Questions