



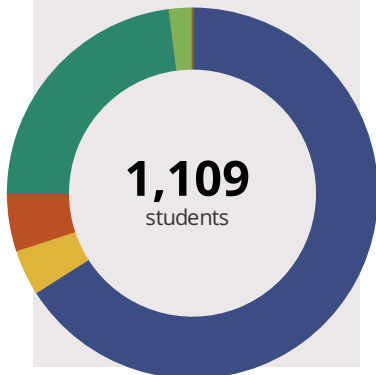
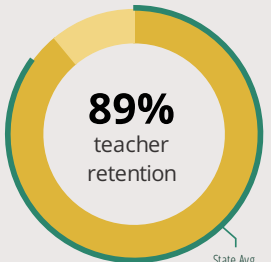
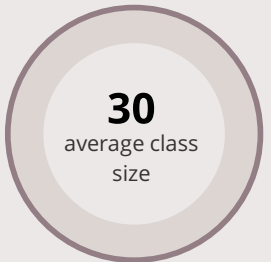
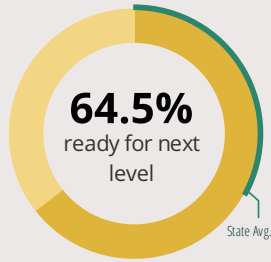
# CLIFFORD CRONE MIDDLE SCHOOL

4020 111TH ST NAPERVILLE, IL 60564 5027 (630) 428-5600

Grades: 6-8  
District: INDIAN PRAIRIE CUSD 204

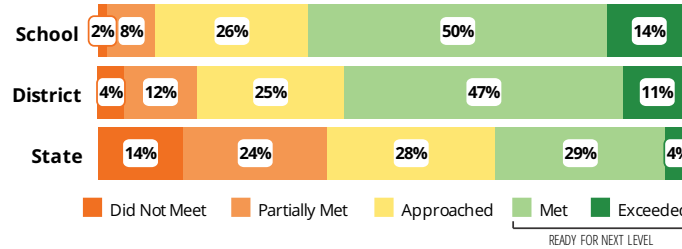
Principal: Melissa Couch  
Superintendent: Dr. Karen Sullivan

## FAST FACTS



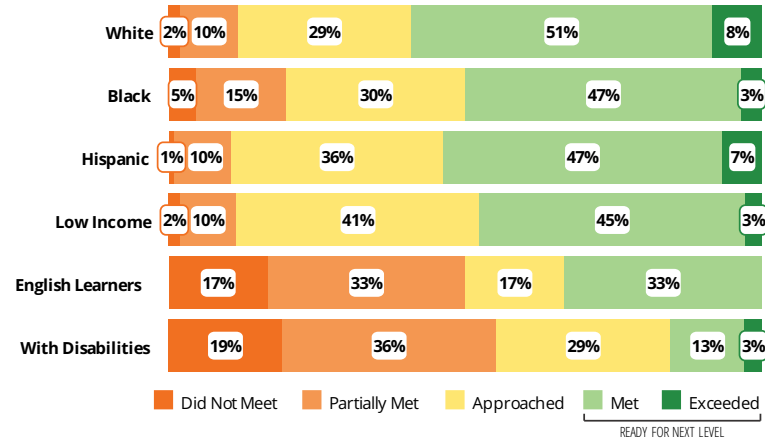
## Academic Success

All Illinois students in grades 3-8 take the PARCC assessment each year. High school students take the PARCC in specific Math or English Language Arts (ELA) courses.



## Success by Student Group

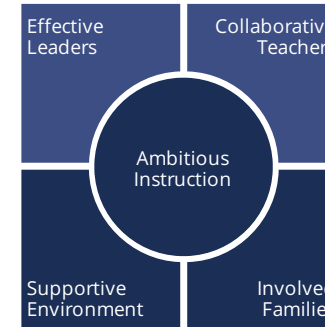
This display shows PARCC performance levels for each student group. No data is shown for groups with fewer than 10 students.



## Student Characteristics

White	66%	Low Income	7%
Black	4%	English Learners	1%
Hispanic	5%	With Disabilities	8%
Asian	23%	Homeless	0%
American Indian	0%		
Two or More Races	2%		
Pacific Islander	0%		

## School Environment



The **5Essentials Survey** allows students in grades 6-12 and all teachers to share their perspectives on essential conditions for learning. The anonymous survey consists of 5 components.

- Most implementation
- More implementation
- Average implementation
- Less implementation
- Least implementation
- Not Applicable/Low Response

### Response Rates

Students	91%
Teachers	69%

### More Effective Leaders

Do principals and teachers implement a shared vision for success?

### More Collaborative Teachers

Do teachers collaborate to promote professional growth?

### Most Ambitious Instruction

Are the classes challenging and engaging?

### Most Supportive Environment

Is the school safe, demanding, and supportive?

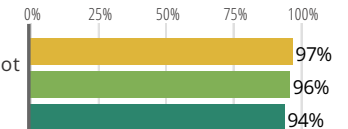
### Most Involved Families

Does the entire staff build strong external relationships?

## Student Attendance and Mobility

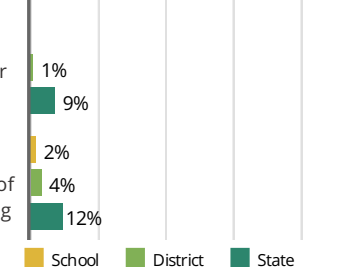
### Attendance Rate

Rate at which students are present at school, not including excused or unexcused absences



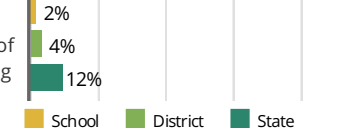
### Chronic Truancy Rate

Percentage of students who have been absent without valid reasons for 5% or more of regular school days



### Student Mobility

Percentage of students who transfer in or out of the school during the school year, not including graduates





# CLIFFORD CRONE MIDDLE SCHOOL

## School Highlights

### Academic Courses

Algebra, Art 1, Art 2, Automation and Robotics, Band, Choir, Creative Technology, Design and Modeling, Design and Sculpture, Digital Media, Drawing and Painting, ELA: English/Language Arts, Essential Technology, FLEX: Foreign Language Experience, Foods, French I, General Music, Geometry, Gifted and Talented Programs, Home Economics/Family and Consumer Science, Manufacturing Technology, Math, Math Acceleration, Orchestra, Pre-Algebra, Project Arrow Math, Project Arrow Reading Strand, Science,...

### Physical Education, Health and Wellness

Health, Health Education Courses, Physical Education

### Other Programs and Activities

8-9th Grade Transition Workshops, Art Club, Art Club, Art Club, Auditorium Tech Crew, Board Game Club, Board Games Club, Career Education Events, Chamber Orchestra, Chamber Orchestra, Chess Club, Diversity Club, Drama/Theatre, Ethnic Club, Family Literacy Night, Family Nights, Fine Arts Festival, Fine Arts Festival, Geography Bee, Geography Bee, Homework Club, Homework Club, Honors Band, Honors Band, Honors Band, Honors Chorus, Honors Chorus, Honors Chorus, Jazz Band, Jazz Band, Jazz Band, Le...

### School Awards

11 Students attended IJAS State Science Fair Project Portion 2013, 2011 Crone Student 1st Place Regional Mathcounts Competition, 2011 Crone Student Represents Illinois for Mathcounts Competition, 2011 Mathcounts Regional Competition 2nd Place, 2012 Dist. 204 Math Competition 2nd Place, 2012 Mathcounts Regional Competition 5th Place, 2013 BMO Harris Volunteer of the Month Award, 2013 Dist. 204 Math Competition 2nd Place, 2013 Mathcounts Regional Competition 3rd Place, 2014 Carson Scholarship A...

### Career Development Courses and Programs

### Athletics

Boy's Basketball, Boy's Cross Country, Boy's Football, Boy's Soccer, Boy's Track & Field, Boy's Wrestling, Girl's Basketball, Girl's Cross Country, Girl's Soccer, Girl's Track & Field, Girl's Volleyball, Intramural Sports

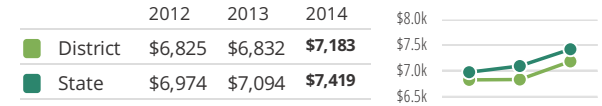
### School Personnel Resources

English as a Second Language Teacher, Librarian/Media Specialist, Reading Specialist, School Guidance Counselor, School Psychologist, School Social Worker, Special Education Teacher, Speech Language Pathologist-non teaching

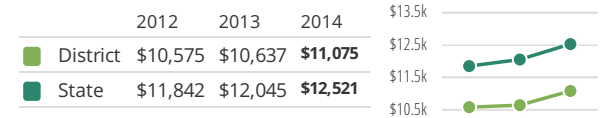
### Facilities

## District Finance

**Instructional Spending per Pupil** includes only the activities directly dealing with the teaching of students or the interaction between teachers and students.



**Operational Spending per Pupil** includes all costs for overall operations in this school's district, including Instructional Spending, but excluding summer school, adult education, capital expenditures, and long-term debt payments.



## Educator Measures

This school has had **3 principal(s)** over the past 6 years. In the last three years, an average of **89% of teachers** return to this school each year.

## FOR MORE INFORMATION

Visit [IllinoisReportCard.com](http://IllinoisReportCard.com) to see additional details about each item of information for this school. There you will find charts spanning multiple years, detailed explanations, resources, more of the school's programs and activities, and powerful tools that let you dig deeper into data.

Most of this data has been collected by ISBE from school districts through data systems. Some information, such as the School Highlights, is entered directly by principals and can be updated throughout the year.