



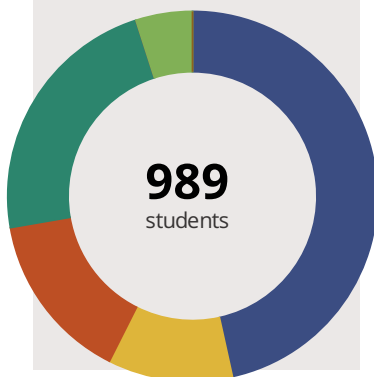
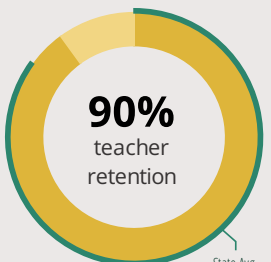
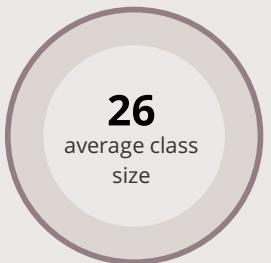
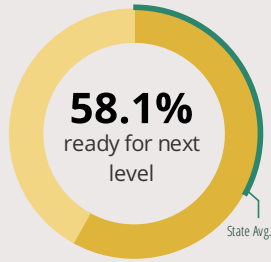
FRANCIS GRANGER MIDDLE SCHOOL

2721 STONEBRIDGE BLVD AURORA, IL 60502 8403 (630) 375-3100

Grades: 6-8
District: INDIAN PRAIRIE CUSD 204

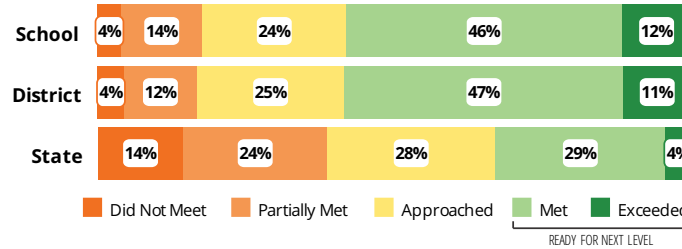
Principal: Laurie Fiorenza
Superintendent: Dr. Karen Sullivan

FAST FACTS



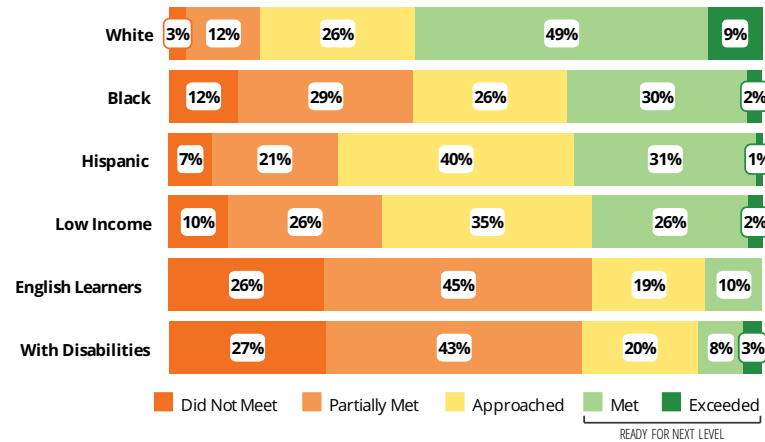
Academic Success

All Illinois students in grades 3-8 take the PARCC assessment each year. High school students take the PARCC in specific Math or English Language Arts (ELA) courses.



Success by Student Group

This display shows PARCC performance levels for each student group. No data is shown for groups with fewer than 10 students.



Student Characteristics

White	47%	Low Income	23%
Black	11%	English Learners	2%
Hispanic	15%	With Disabilities	10%
Asian	23%	Homeless	0%
American Indian	0%		
Two or More Races	5%		
Pacific Islander	0%		

School Environment



The **5Essentials Survey** allows students in grades 6-12 and all teachers to share their perspectives on essential conditions for learning. The anonymous survey consists of 5 components.

- Most implementation
- More implementation
- Average implementation
- Less implementation
- Least implementation
- Not Applicable/Low Response

Response Rates

Students	94%
Teachers	85%

Effective Leaders

Do principals and teachers implement a shared vision for success?

Collaborative Teachers

Do teachers collaborate to promote professional growth?

Ambitious Instruction

Are the classes challenging and engaging?

Supportive Environment

Is the school safe, demanding, and supportive?

Involved Families

Does the entire staff build strong external relationships?

Student Attendance and Mobility

Attendance Rate

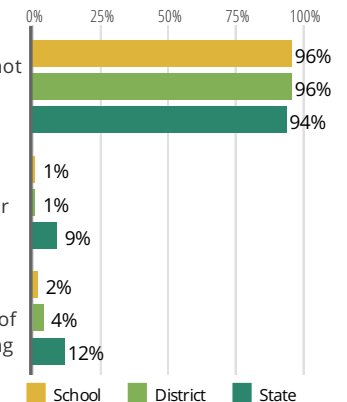
Rate at which students are present at school, not including excused or unexcused absences

Chronic Truancy Rate

Percentage of students who have been absent without valid reasons for 5% or more of regular school days

Student Mobility

Percentage of students who transfer in or out of the school during the school year, not including graduates





FRANCIS GRANGER MIDDLE SCHOOL

School Highlights

Academic Courses

Art 1, Art 2, Automation and Robotics, Band, Choir, Creative Technology, Design and Modeling, Design and Sculpture, Digital Media, Drawing and Painting, ELA/English Language Arts, ELL, Essential Technology, FLEX, French, General Music, Home Economics/Family and Consumer Science, Instructional ELA, Instructional Math, Manufacturing Technology, Math Accel, Orchestra, Project Arrow ELA/Sci/SS Strand, Project Arrow Math, Science, Social Studies, Socratic Seminars, Spanish, Summer School, Tech Rev...

Physical Education, Health and Wellness

Cardio Fitness Center, Health Education Courses, Physical Education, Strength/Weights Fitness Center

Other Programs and Activities

5th Grade Parent Orientation, 8th Grade Parent Night, Camp Granger (incoming 6th graders), Community Service Projects, ELL Family Night, Family Math Night, Granger Gold Breakfasts, Metea HS tutors, Numerous Clubs, Several author visits yearly, STEM Nights, Student Guides

School Awards

Grand champion, Benet Academy Academic Bowl 2013, Illinois Horizon School to Watch, Several teachers named Most Influential Educators, Top ten in world Knowledge Masters competition

Career Development Courses and Programs

Career Day, College visits, Fulfilling the Dream, College visit for African American Students, Si Se Puede, College visit for Hispanic Students

Athletics

Basketball, Cross Country, Football, Intramural Sports, Soccer, Special Olympics, Track & Field, Volleyball, Wrestling

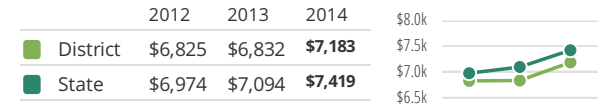
School Personnel Resources

Bilingual Education Teacher, Librarian/Media Specialist, Reading Specialist, School Guidance Counselor, School Psychologist, School Social Worker, Special Education Teacher, Speech Language Pathologist-non teaching

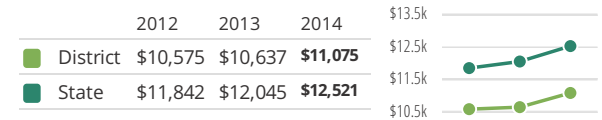
Facilities

District Finance

Instructional Spending per Pupil includes only the activities directly dealing with the teaching of students or the interaction between teachers and students.



Operational Spending per Pupil includes all costs for overall operations in this school's district, including Instructional Spending, but excluding summer school, adult education, capital expenditures, and long-term debt payments.



Educator Measures

This school has had **2 principal(s)** over the past 6 years. In the last three years, an average of **90% of teachers** return to this school each year.

FOR MORE INFORMATION

Visit IllinoisReportCard.com to see additional details about each item of information for this school. There you will find charts spanning multiple years, detailed explanations, resources, more of the school's programs and activities, and powerful tools that let you dig deeper into data.

Most of this data has been collected by ISBE from school districts through data systems. Some information, such as the School Highlights, is entered directly by principals and can be updated throughout the year.