



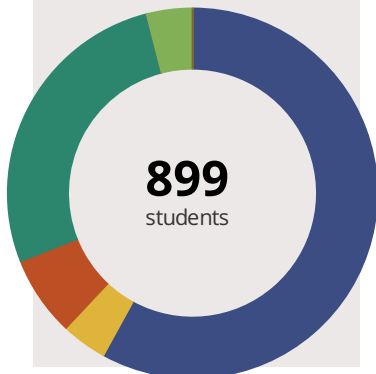
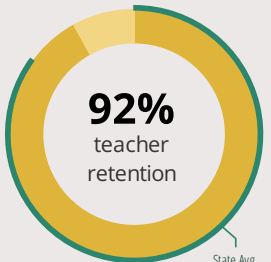
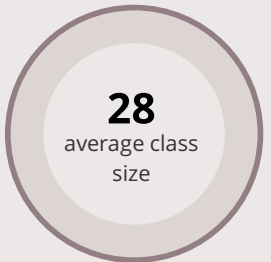
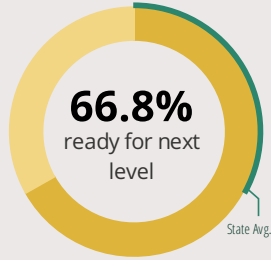
# GORDON GREGORY MIDDLE SCHOOL

2621 SPRINGDALE CIR NAPERVILLE, IL 60564 8519 (630) 428-6300

Grades: 6-8  
District: INDIAN PRAIRIE CUSD 204

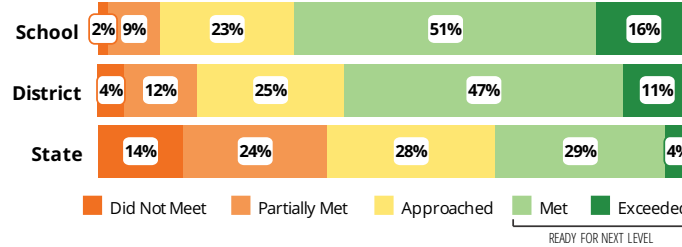
Principal: Stephen Severson  
Superintendent: Dr. Karen Sullivan

## FAST FACTS



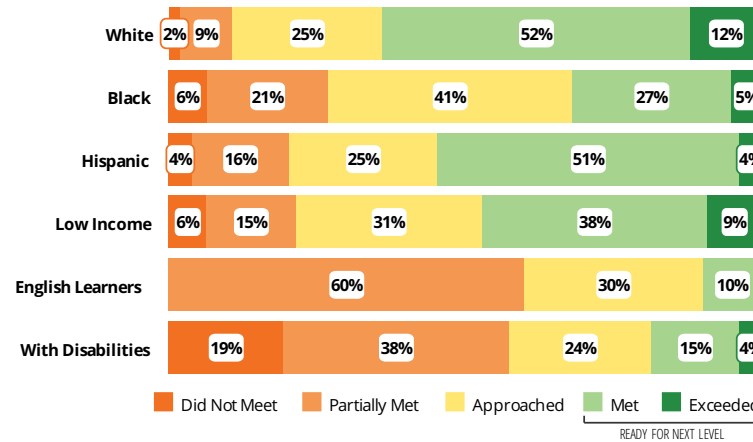
## Academic Success

All Illinois students in grades 3-8 take the PARCC assessment each year. High school students take the PARCC in specific Math or English Language Arts (ELA) courses.



## Success by Student Group

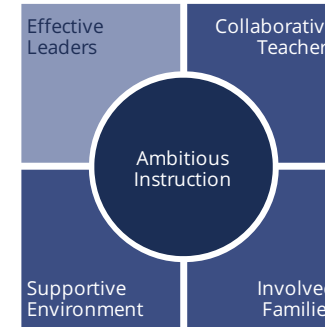
This display shows PARCC performance levels for each student group. No data is shown for groups with fewer than 10 students.



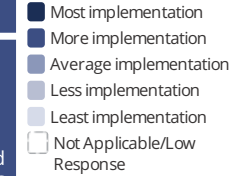
## Student Characteristics

White	58%	Low Income	9%
Black	4%	English Learners	1%
Hispanic	7%	With Disabilities	9%
Asian	27%	Homeless	0%
American Indian	0%		
Two or More Races	4%		
Pacific Islander	0%		

## School Environment



The **5Essentials Survey** allows students in grades 6-12 and all teachers to share their perspectives on essential conditions for learning. The anonymous survey consists of 5 components.



### Response Rates

Students	97%
Teachers	89%

### Average Effective Leaders

Do principals and teachers implement a shared vision for success?

### More Collaborative Teachers

Do teachers collaborate to promote professional growth?

### Most Ambitious Instruction

Are the classes challenging and engaging?

### More Supportive Environment

Is the school safe, demanding, and supportive?

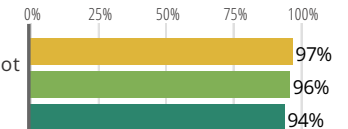
### More Involved Families

Does the entire staff build strong external relationships?

## Student Attendance and Mobility

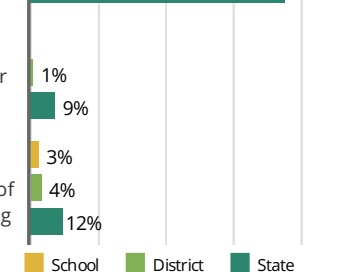
### Attendance Rate

Rate at which students are present at school, not including excused or unexcused absences



### Chronic Truancy Rate

Percentage of students who have been absent without valid reasons for 5% or more of regular school days



### Student Mobility

Percentage of students who transfer in or out of the school during the school year, not including graduates





# GORDON GREGORY MIDDLE SCHOOL

## School Highlights

### Academic Courses

7th Grade Algebra, 8th Grade Algebra, Art History, Automation & Robotics, Automation Robotics, Band, Ceramics, Choir, Creative Technology, Design & Modeling, Digital Media, Engineering, Essential Technology, Foreign Language Experience, French I, Gateway to Technology, Gifted and Talented Programs, Home Economics/Family and Consumer Science, iMath - Supplemental math program, Music Theory, Orchestra, Painting, Sewing, Spanish I, Study Skills, Summer School

### Physical Education, Heath and Wellness

Badminton, F.I.T. Formula, Flickerball, Health Education Courses, Inline Skating, Lacrosse, Line Dancing, Nutrition, Softball, Speedaway, Step Aerobics, Team Handball, Volleyball, Weekly Fitness, Weekly Run w/ Heart Rate Monitoring, Weight Lifting/Toning

### Other Programs and Activities

Family Nights, Parent Associations, Tutoring Program, 3M - Math-Munchies-Music, Art Club, Board Game Club, Book Buddies, Creative Writing, Drama/Theatre, Gourmets, Marching Band, MathCounts, Science Technology Engineering Mathematics, Spelling Bee, Young Authors

### School Awards

U.S. Dept. of Education No Child Left Behind Blue Ribbon School - 2008; Illinois Horizon Schools - School To Watch Designee 2004 & Re-designated in 2008,2011 & 2014; Steve Severson - Milken Family Foundation Natl Educator of the Yr 2001; Tim Higgins & Sue Mack - Golden Apple Award; Nancy Young Excellence In Teaching Award

## Career Development Courses and Programs

### Athletics

Boy's Basketball, Boy's Cross Country, Boy's Football, Boy's Soccer, Boy's Track & Field, Boy's Wrestling, Girl's Badminton, Girl's Basketball, Girl's Cross Country, Girl's Soccer, Girl's Track & Field, Girl's Volleyball, Intramural Sports

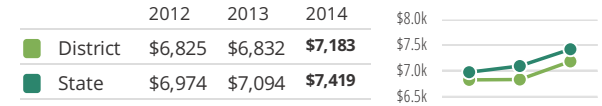
### School Personnel Resources

English as a Second Language Teacher, Librarian/Media Specialist, Reading Specialist, School Guidance Counselor, School Psychologist, School Social Worker, Special Education Teacher, Speech Language Pathologist-non teaching

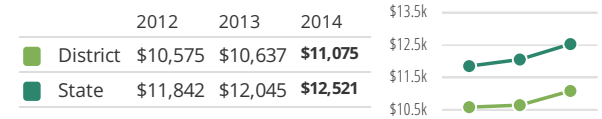
### Facilities

## District Finance

**Instructional Spending per Pupil** includes only the activities directly dealing with the teaching of students or the interaction between teachers and students.



**Operational Spending per Pupil** includes all costs for overall operations in this school's district, including Instructional Spending, but excluding summer school, adult education, capital expenditures, and long-term debt payments.



## Educator Measures

This school has had **1 principal(s)** over the past 6 years. In the last three years, an average of **92% of teachers** return to this school each year.

## FOR MORE INFORMATION

Visit [IllinoisReportCard.com](http://IllinoisReportCard.com) to see additional details about each item of information for this school. There you will find charts spanning multiple years, detailed explanations, resources, more of the school's programs and activities, and powerful tools that let you dig deeper into data.

Most of this data has been collected by ISBE from school districts through data systems. Some information, such as the School Highlights, is entered directly by principals and can be updated throughout the year.