

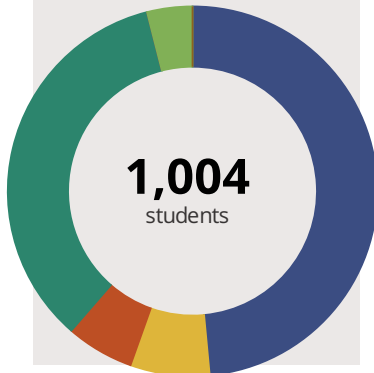
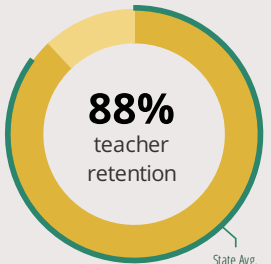
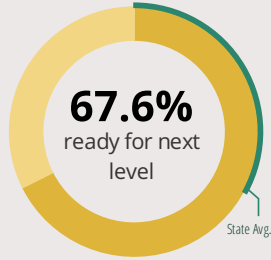
SCULLEN MIDDLE SCHOOL

2815 MISTFLOWER LN NAPERVILLE, IL 60564 4913 (630) 428-7000

Grades: 6-8
District: INDIAN PRAIRIE CUSD 204

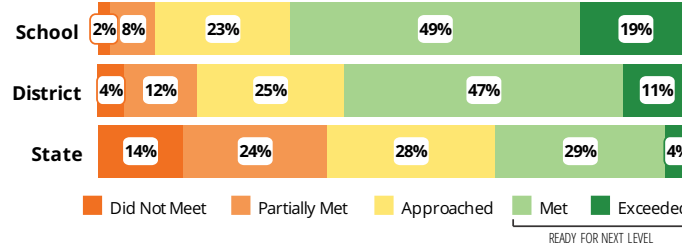
Principal: James Seput
Superintendent: Dr. Karen Sullivan

FAST FACTS



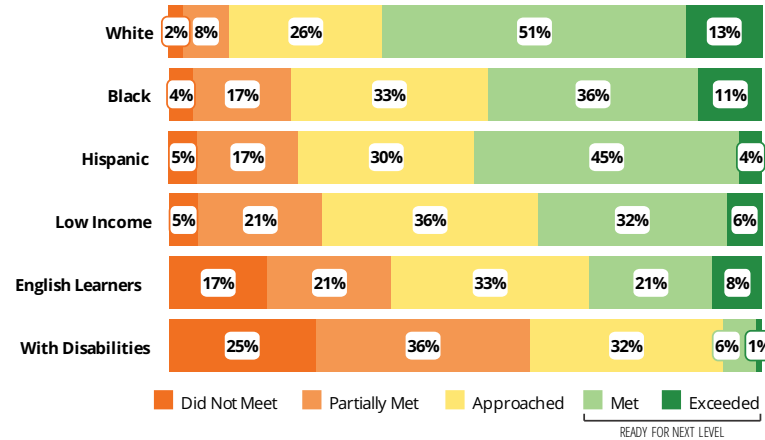
Academic Success

All Illinois students in grades 3-8 take the PARCC assessment each year. High school students take the PARCC in specific Math or English Language Arts (ELA) courses.



Success by Student Group

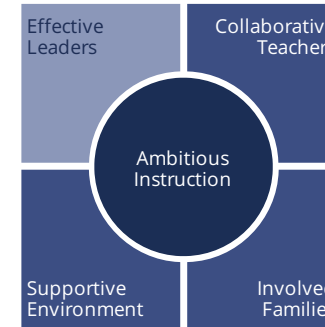
This display shows PARCC performance levels for each student group. No data is shown for groups with fewer than 10 students.



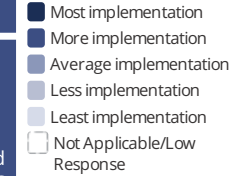
Student Characteristics

White	49%	Low Income	12%
Black	7%	English Learners	2%
Hispanic	6%	With Disabilities	7%
Asian	35%	Homeless	0%
American Indian	0%		
Two or More Races	4%		
Pacific Islander	0%		

School Environment



The **5Essentials Survey** allows students in grades 6-12 and all teachers to share their perspectives on essential conditions for learning. The anonymous survey consists of 5 components.



Response Rates

Students	98%
Teachers	93%

Average Effective Leaders

Do principals and teachers implement a shared vision for success?

More Collaborative Teachers

Do teachers collaborate to promote professional growth?

Most Ambitious Instruction

Are the classes challenging and engaging?

More Supportive Environment

Is the school safe, demanding, and supportive?

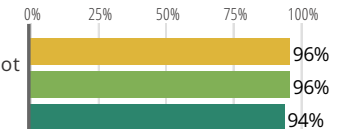
More Involved Families

Does the entire staff build strong external relationships?

Student Attendance and Mobility


Attendance Rate

Rate at which students are present at school, not including excused or unexcused absences



Chronic Truancy Rate

Percentage of students who have been absent without valid reasons for 5% or more of regular school days



Student Mobility

Percentage of students who transfer in or out of the school during the school year, not including graduates





SCULLEN MIDDLE SCHOOL

School Highlights

Academic Courses

7th Grade Algebra, 8th Grade Algebra, Band, Bilingual Support, Ceramics, Choir, Engineering, French I, Gifted and Talented Programs, Home Economics/Family and Consumer Science, Orchestra, Painting, Peer Mentors, Spanish I, Supplemental Educational Services (SES) Tutoring

Physical Education, Health and Wellness

Health Education Courses, Spinning, Weight Lifting/Toning

Other Programs and Activities

5-6th Grade Transition Workshops, 8-9th Grade Transition Workshops, Career Education Events, Conflict Resolution, Drama/Theatre, Environmental Club, Homework Club, Learning Lab, Marching Band, Math Club, Parent Associations, Scholastic Bowl, Science Club, Student Ambassadors, Student Council/Government, Tutoring Program, Writer's Workshop, Yearbook Club

School Awards

Career Development Courses and Programs

Creative Technology, Digital Media, Engineering Design & Development (PLTW), Essential Technology, Tech Revolution

Athletics

Boy's Basketball, Boy's Cross Country, Boy's Football, Boy's Soccer, Boy's Track & Field, Boy's Wrestling, Color Guard, Girl's Basketball, Girl's Cross Country, Girl's Soccer, Girl's Track & Field, Girl's Volleyball, Intramural Sports

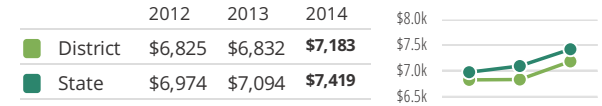
School Personnel Resources

English as a Second Language Teacher, Librarian/Media Specialist, Reading Specialist, Reading Teacher, School Guidance Counselor, School Psychologist, School Social Worker, Special Education Teacher, Speech Language Pathologist-non teaching

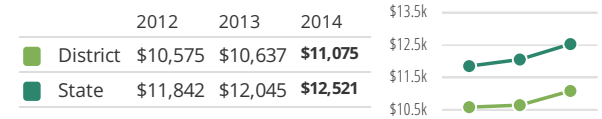
Facilities

District Finance

Instructional Spending per Pupil includes only the activities directly dealing with the teaching of students or the interaction between teachers and students.



Operational Spending per Pupil includes all costs for overall operations in this school's district, including Instructional Spending, but excluding summer school, adult education, capital expenditures, and long-term debt payments.



Educator Measures

This school has had **3 principal(s)** over the past 6 years. In the last three years, an average of **88% of teachers** return to this school each year.

FOR MORE INFORMATION

Visit IllinoisReportCard.com to see additional details about each item of information for this school. There you will find charts spanning multiple years, detailed explanations, resources, more of the school's programs and activities, and powerful tools that let you dig deeper into data.

Most of this data has been collected by ISBE from school districts through data systems. Some information, such as the School Highlights, is entered directly by principals and can be updated throughout the year.