



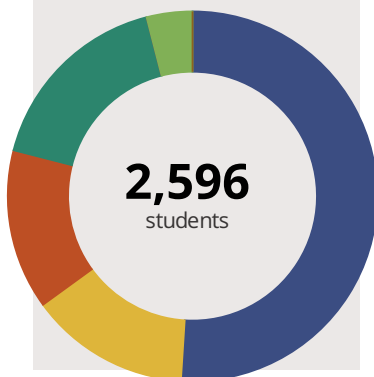
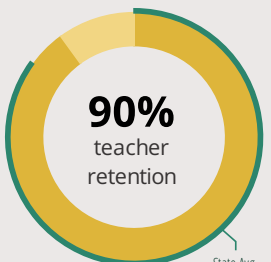
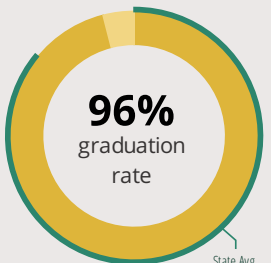
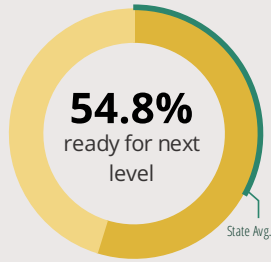
# WAUBONSIE VALLEY HIGH SCHOOL

2590 OGDEN AVE AURORA, IL 60504 5900 (630) 375-3300

Grades: 9-12  
District: INDIAN PRAIRIE CUSD 204

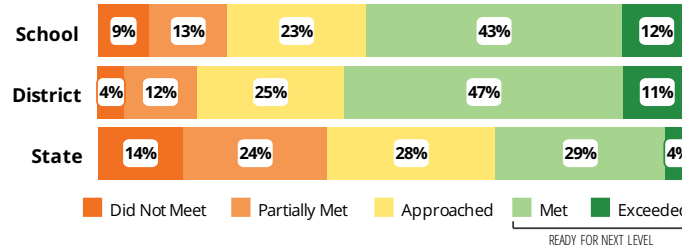
Principal: Jason Stipp  
Superintendent: Dr. Karen Sullivan

## FAST FACTS



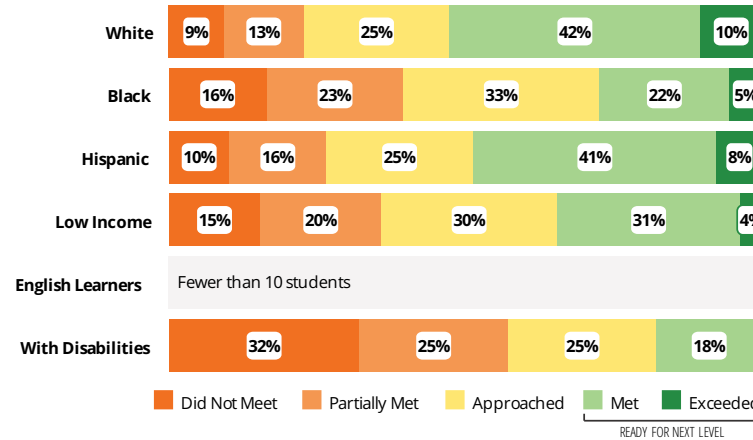
## Academic Success

All Illinois students in grades 3-8 take the PARCC assessment each year. High school students take the PARCC in specific Math or English Language Arts (ELA) courses.



## Success by Student Group

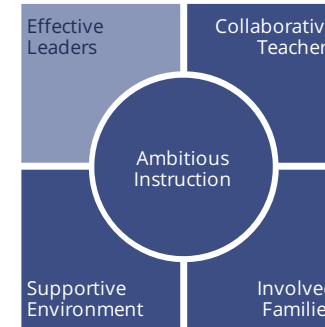
This display shows PARCC performance levels for each student group. No data is shown for groups with fewer than 10 students.



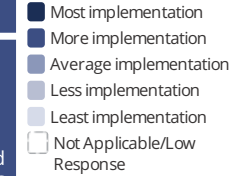
## Student Characteristics

White	51%	Low Income	25%
Black	14%	English Learners	2%
Hispanic	14%	With Disabilities	10%
Asian	17%	Homeless	1%
American Indian	0%		
Two or More Races	4%		
Pacific Islander	0%		

## School Environment



The **5Essentials Survey** allows students in grades 6-12 and all teachers to share their perspectives on essential conditions for learning. The anonymous survey consists of 5 components.



Response Rates	
Students	83%
Teachers	63%

### Average Effective Leaders

Do principals and teachers implement a shared vision for success?

### More Collaborative Teachers

Do teachers collaborate to promote professional growth?

### More Ambitious Instruction

Are the classes challenging and engaging?

### More Supportive Environment

Is the school safe, demanding, and supportive?

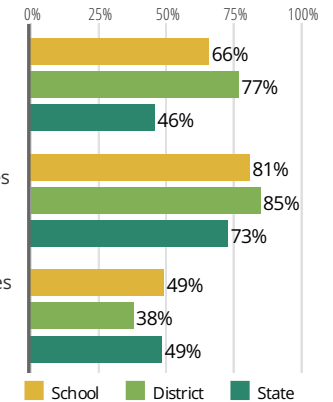
### More Involved Families

Does the entire staff build strong external relationships?

## College Readiness

### Ready for College Coursework

Students who meet or exceed ACT college readiness benchmarks



### Postsecondary Enrollment

Students who enroll at colleges and universities

### Postsecondary Remediation (lower is better)

Students enrolled in Illinois community colleges who require remedial coursework



# WAUBONSIE VALLEY HIGH SCHOOL

## School Highlights

### Academic Courses

2D Art and Design, 3D Art and Design, Algebra 1, Algebra 2, American Society, Anatomy & Physiology, Anatomy and Physiology, AP Art History, AP Art-History of Art, AP Biology, AP Biology, AP Calculus AB, AP Calculus AB, AP Calculus BC, AP Calculus BC, AP Chemistry, AP Chemistry, AP Computer Science, AP Computer Science A, AP English 3, AP English 4, AP English Language and Composition, AP English Literature and Composition, AP Environmental Science, AP Environmental Science, AP European Histor...

### Physical Education, Health and Wellness

Advanced Health, Health, Lifeguarding, P. E. Leader, Peer Partners, Physical Education

### Other Programs and Activities

8-9th Grade Transition Workshops, Art Club, Auditorium Tech Crew, Career Education Events, Chess Club, Conflict Resolution, Debate Team, Drafting Club, Drama/Theatre, Environmental Club, Ethnic Club, Family Nights, Forensics/Speech Teams, Homework Club, Journalism Club, Language Clubs, Literary Magazine, Marching Band, Math Club, Mentoring Program, Model U.N., Music Club, National Honor Society, Neighborhood Association Partnership, Newspaper, Parent Associations, Poetry Workshops, Poetry Wor...

### School Awards

129 Conference Championships, 16 National Board Certified Teachers, 25 Sectional Championships, 3 staff members who have authored articles, 4 State Championships, 82% of faculty with advanced degrees, 87 Regional Championships, Community, Family and Student Partnerships, Grammy Signature School, Illinois Democracy School, Member of an AP Advanced Achievement District, Recognized as on of "Americas Most Challenging Schools" by Washington Post, Top Fifty Public High School-Chicago Sun Times, US...

### Career Development Courses and Programs

A+ Computer Repair, Accounting I, Advertising, Aerospace Engineering, Apparel Construction 1, Apparel Construction 2, Architectural Drafting, Auto Body Repair & Refinishing, Automotive Maintenance, Automotive Mechanics, Automotive Servicing, Automotive Technology, Biotechnical Engineering, Broadcast Journalism & Production 2, Broadcast Journalism and Production 3, Business 3012 Work Station, Business Law, Business Orientation, Catering & Hospitality, Certified Nursing Assistant, Child Develop...

### Athletics

Boy's Baseball, Boy's Basketball, Boy's Cross Country, Boy's Football, Boy's Golf, Boy's Soccer, Boy's Swimming & Diving, Boy's Tennis, Boy's Track & Field, Boy's Volleyball, Boy's Water Polo, Boy's Wrestling, Color Guard, Conditioning and Fitness Classes, Girl's Badminton, Girl's Basketball, Girl's Bowling, Girl's Competitive Cheerleading, Girl's Competitive Dance, Girl's Cross Country, Girl's Golf, Girl's Gymnastics, Girl's Soccer, Girl's Softball, Girl's Swimming & Diving, Girl's Tennis, G...

### School Personnel Resources

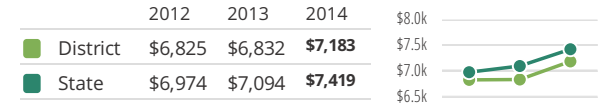
Bilingual Education Teacher, English as a Second Language Teacher, General Administrator or General Supervi, Librarian/Media Specialist, Reading Specialist, School Guidance Counselor, School Nurse, School Psychologist, School Social Worker, Special Education Teacher, Speech Language Pathologist-non teaching

### Facilities

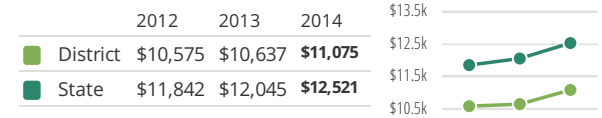
Most of this data has been collected by ISBE from school districts through data systems. Some information, such as the School Highlights, is entered directly by principals and can be updated throughout the year.

## District Finance

**Instructional Spending per Pupil** includes only the activities directly dealing with the teaching of students or the interaction between teachers and students.



**Operational Spending per Pupil** includes all costs for overall operations in this school's district, including Instructional Spending, but excluding summer school, adult education, capital expenditures, and long-term debt payments.



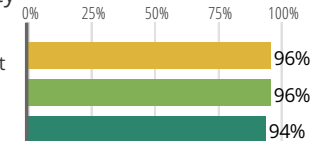
## Educator Measures

This school has had **2 principal(s)** over the past 6 years. In the last three years, an average of **90% of teachers** return to this school each year.

## Student Attendance and Mobility

### Attendance Rate

Rate at which students are present at school, not including excused or unexcused absences



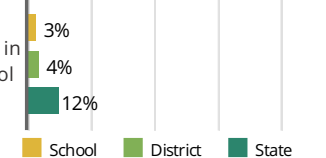
### Chronic Truancy Rate

Percentage of students who have been absent without valid reasons for 5% or more of regular school days



### Student Mobility

Percentage of students who transfer in or out of the school during the school year, not including graduates



## FOR MORE INFORMATION

Visit [IllinoisReportCard.com](http://IllinoisReportCard.com) to see additional details about each item of information for this school. There you will find charts spanning multiple years, detailed explanations, resources, more of the school's programs and activities, and powerful tools that let you dig deeper into data.