



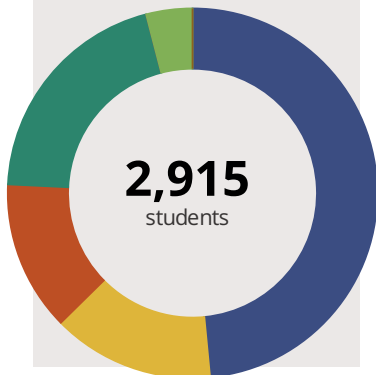
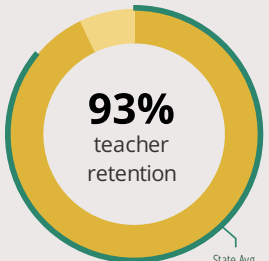
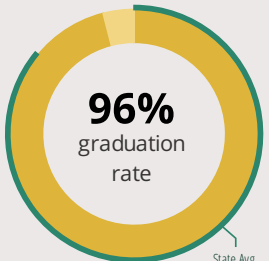
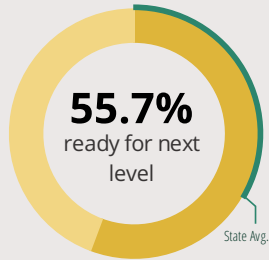
METEA VALLEY HIGH SCHOOL

1801 N EOLA RD AURORA, IL 60502 7065 (630) 375-5900

Grades: 9-12
District: INDIAN PRAIRIE CUSD 204

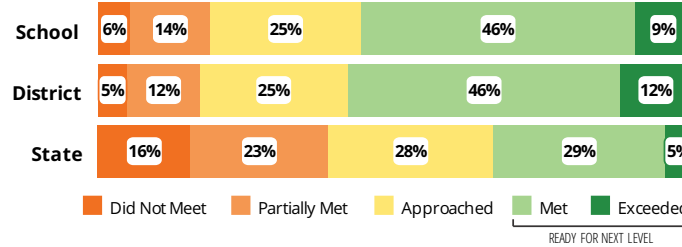
Principal: Dr. Darrell Echols
Superintendent: Dr. Karen Sullivan

FAST FACTS



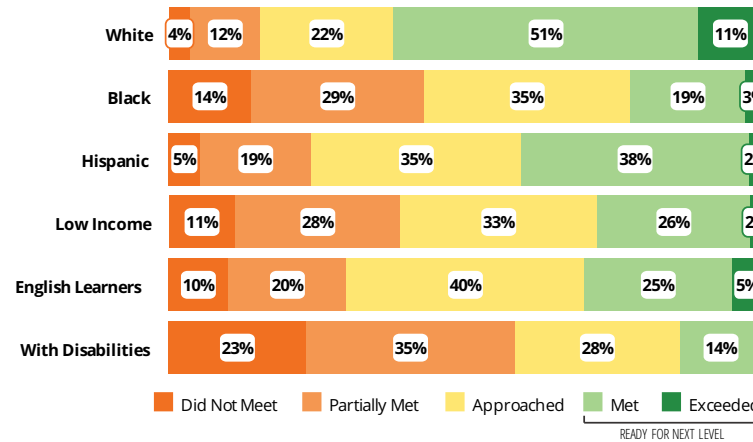
Academic Success

All Illinois students in grades 3-8 take the PARCC assessment each year. High school students take the PARCC in specific Math or English Language Arts (ELA) courses.



Success by Student Group

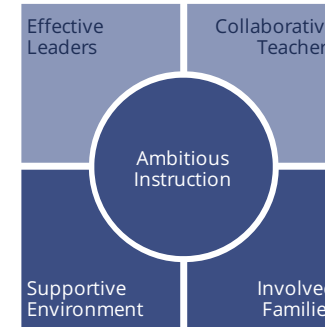
This display shows PARCC performance levels for each student group. No data is shown for groups with fewer than 10 students.



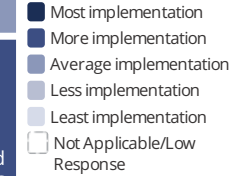
Student Characteristics

White	48%	Low Income	19%
Black	14%	English Learners	1%
Hispanic	13%	With Disabilities	12%
Asian	20%	Homeless	1%
American Indian	0%		
Two or More Races	4%		
Pacific Islander	0%		

School Environment



The **5Essentials Survey** allows students in grades 6-12 and all teachers to share their perspectives on essential conditions for learning. The anonymous survey consists of 5 components.



Response Rates	
Students	84%
Teachers	86%

Average Effective Leaders

Do principals and teachers implement a shared vision for success?

Average Collaborative Teachers

Do teachers collaborate to promote professional growth?

More Ambitious Instruction

Are the classes challenging and engaging?

More Supportive Environment

Is the school safe, demanding, and supportive?

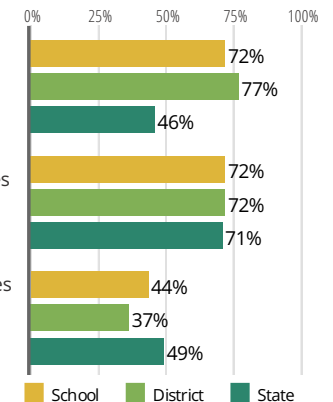
More Involved Families

Does the entire staff build strong external relationships?

College Readiness

Ready for College Coursework

Students who meet or exceed ACT college readiness benchmarks



Postsecondary Enrollment

Students who enroll at colleges and universities

Postsecondary Remediation (lower is better)

Students enrolled in Illinois community colleges who require remedial coursework



METEA VALLEY HIGH SCHOOL

School Highlights

Academic Courses

8th Grade Algebra, ACT/SAT Prep Courses, AP Art-History of Art, AP Biology, AP Calculus AB, AP Calculus BC, AP Chemistry, AP Computer Science A, AP English Language and Composition, AP English Literature and Composition, AP Environmental Science, AP European History, AP French Language, AP French Language, AP German Language, AP German Language, AP Government, AP Human Geography, AP Macroeconomics, AP Microeconomics, AP Music Theory, AP Physics C, AP Psychology, AP Spanish Language, AP

Physical Education, Health and Wellness

Health Education Courses, Weight Lifting/Toning

Other Programs and Activities

8-9th Grade Transition Workshops, Art Club, Auditorium Tech Crew, Career Education Events, Chess Club, Drafting Club, Drama/Theatre, Environmental Club, Ethnic Club, Family Nights, Forensics/Speech Teams, Homework Club, Journalism Club, Language Clubs, Literary Magazine, Marching Band, Math Club, Mentoring Program, Model U.N., Music Club, Newspaper, Parent Associations, Reading Clubs, Scholastic Bowl, Science Olympiad, Student Council/Government, Tutoring Program, Yearbook Club

School Awards

Blue Ribbon - Health Department, DVC Principal Board President, Illinois Democracy School, LMC Director, ISLMA President, Local Scholarships, Music Department Signature Grammy Gold Award, Principal - PTA Principal of the Year, Teacher of the Year - Technology Education Association

Career Development Courses and Programs

Accounting II, Accounting I, Architectural Drafting I, Architectural Drafting II, Audio/Video Production I, Audio/Video Production II, Basic Horticultural Science, Business and Technology Concepts, Business Law, Business Technology and Procedures, Child Development and Parenting, Communication Technology, Computer Concepts and Software Applications, Computer Integrated Manufacturing (PLTW), Computer Maintenance I, Computer Maintenance II, Computer Operations and Programming I, Computer Opera...

Athletics

Boy's Baseball, Boy's Basketball, Boy's Cross Country, Boy's Football, Boy's Golf, Boy's Soccer, Boy's Swimming & Diving, Boy's Tennis, Boy's Track & Field, Boy's Volleyball, Boy's Water Polo, Boy's Wrestling, Color Guard, Girl's Badminton, Girl's Basketball, Girl's Bowling, Girl's Competitive Cheerleading, Girl's Competitive Dance, Girl's Cross Country, Girl's Golf, Girl's Gymnastics, Girl's Soccer, Girl's Softball, Girl's Swimming & Diving, Girl's Tennis, Girl's Track & Field, Girl's Volley...

School Personnel Resources

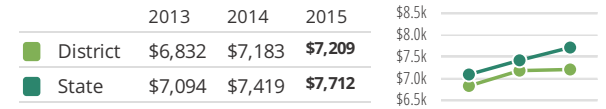
Bilingual Education Teacher, English as a Second Language Teacher, General Administrator or General Supervi, Librarian/Media Specialist, Reading Specialist, Reading Teacher, School Guidance Counselor, School Nurse, School Psychologist, School Social Worker, Special Education Teacher, Speech Language Pathologist-non teaching

Facilities

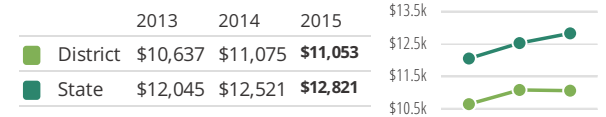
Most of this data has been collected by ISBE from school districts through data systems. Some information, such as the School Highlights, is entered directly by principals and can be updated throughout the year.

District Finance

Instructional Spending per Pupil includes only the activities directly dealing with the teaching of students or the interaction between teachers and students.



Operational Spending per Pupil includes all costs for overall operations in this school's district, including Instructional Spending, but excluding summer school, adult education, capital expenditures, and long-term debt payments.



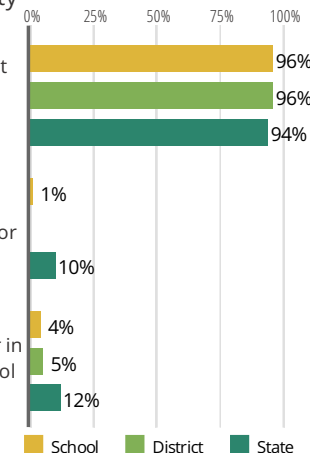
Educator Measures

This school has had **2 principal(s)** over the past 6 years. In the last three years, an average of **93% of teachers** return to this school each year.

Student Attendance and Mobility

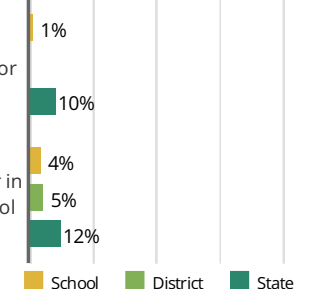
Attendance Rate

Rate at which students are present at school, not including excused or unexcused absences



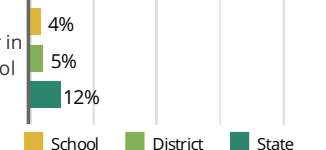
Chronic Truancy Rate

Percentage of students who have been absent without valid reasons for 5% or more of regular school days



Student Mobility

Percentage of students who transfer in or out of the school during the school year, not including graduates



FOR MORE INFORMATION

Visit IllinoisReportCard.com to see additional details about each item of information for this school. There you will find charts spanning multiple years, detailed explanations, resources, more of the school's programs and activities, and powerful tools that let you dig deeper into data.