



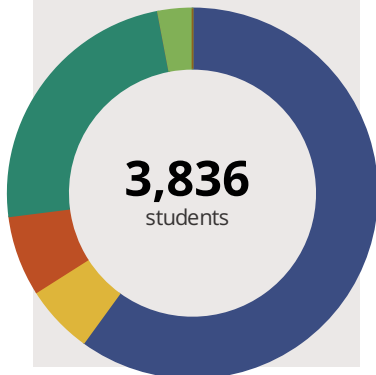
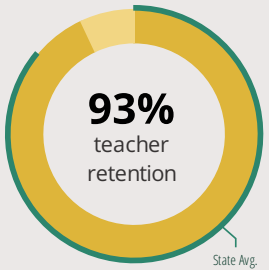
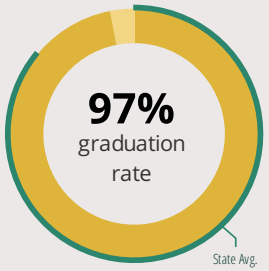
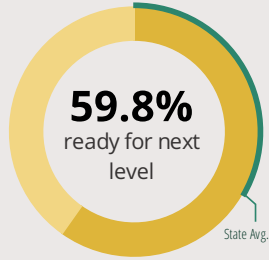
# NEUQUA VALLEY HIGH SCHOOL

2360 95TH ST NAPERVILLE, IL 60564 8934 (630) 428-6000

Grades: 9-12  
District: INDIAN PRAIRIE CUSD 204

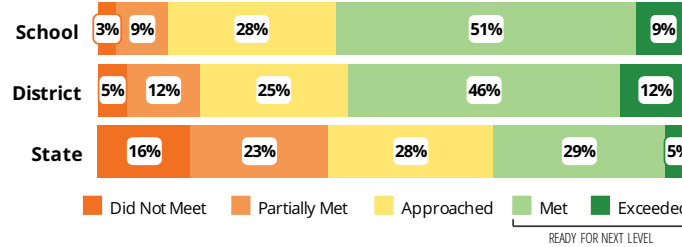
Principal: Dr. Robert McBride  
Superintendent: Dr. Karen Sullivan

## FAST FACTS



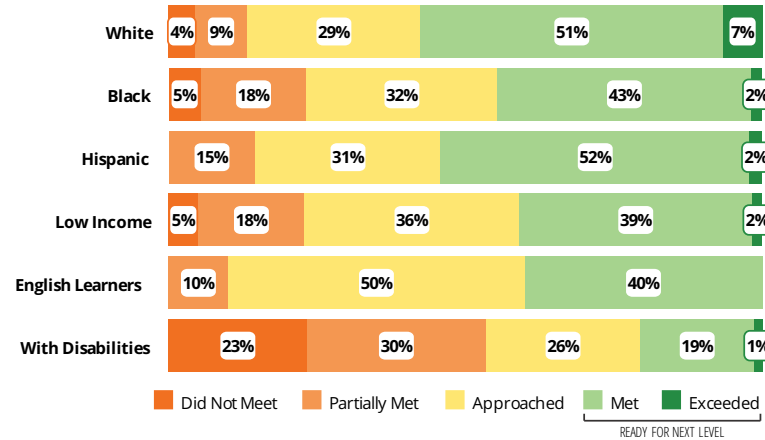
## Academic Success

All Illinois students in grades 3-8 take the PARCC assessment each year. High school students take the PARCC in specific Math or English Language Arts (ELA) courses.



## Success by Student Group

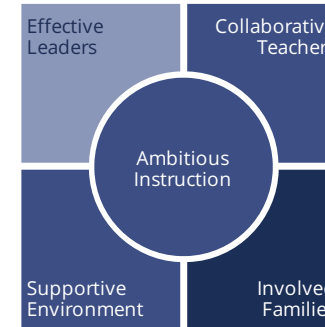
This display shows PARCC performance levels for each student group. No data is shown for groups with fewer than 10 students.



## Student Characteristics

White	60%	Low Income	5%
Black	6%	English Learners	1%
Hispanic	7%	With Disabilities	9%
Asian	24%	Homeless	0%
American Indian	0%		
Two or More Races	3%		
Pacific Islander	0%		

## School Environment



The **5Essentials Survey** allows students in grades 6-12 and all teachers to share their perspectives on essential conditions for learning. The anonymous survey consists of 5 components.

- Most implementation
- More implementation
- Average implementation
- Less implementation
- Least implementation
- Not Applicable/Low Response

### Response Rates

Students	60%
Teachers	88%

### Average Effective Leaders

Do principals and teachers implement a shared vision for success?

### More Collaborative Teachers

Do teachers collaborate to promote professional growth?

### More Ambitious Instruction

Are the classes challenging and engaging?

### More Supportive Environment

Is the school safe, demanding, and supportive?

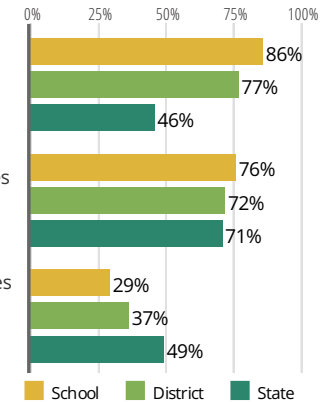
### Most Involved Families

Does the entire staff build strong external relationships?

## College Readiness

### Ready for College Coursework

Students who meet or exceed ACT college readiness benchmarks



### Postsecondary Enrollment

Students who enroll at colleges and universities

### Postsecondary Remediation (lower is better)

Students enrolled in Illinois community colleges who require remedial coursework



# NEUQUA VALLEY HIGH SCHOOL

## School Highlights

### Academic Courses

ACT/SAT Prep Courses, AP Art-History of Art, AP Biology, AP Calculus AB, AP Calculus BC, AP Chemistry, AP Computer Science A, AP English Language and Composition, AP English Literature and Composition, AP Environmental Science, AP European History, AP French Language, AP French Language, AP German Language, AP German Language, AP Government, AP Human Geography, AP Macroeconomics, AP Microeconomics, AP Music Theory, AP Physics C, AP Psychology, AP Spanish Language, AP Spanish Language, AP Stat...

### Physical Education, Health and Wellness

Three-Time Blue Ribbon Award in Physical Education and Health, Health and Advanced Health Courses, Fitness Integration through Team Sports, Advanced Dance Advanced Physical Fitness, PE Leaders, Adaptive PE, Body Sculpt

### Other Programs and Activities

PTSA, Athletic Boosters, PATHS Network for African and African American Parents, Principal's Advisory Council, Neuqua Leadership Academy, Student Athletic Leadership Team

### School Awards

McCormick Foundation Democracy School, 36 National Board Certified Teachers, National Grammy Signature School (2013 and 2005), Kennedy Center National School of Distinction Award, Sudler Flag, 259 State Scholars, 26 National Merit Semi-Finalists, 27 IHSA Trophies, 153 Conference Championships, Ranked by US News/World Report, 25 Average ACT

### Career Development Courses and Programs

Accounting II, Accounting I, Architectural Drafting I, Architectural Drafting II, Audio/Video Production I, Audio/Video Production II, Auto-Body I, Auto-Body II, Automotive Technician I, Automotive Technician II, Basic Horticultural Science, Business and Technology Concepts, Business Law, Business Technology and Procedures, Care and Learning Services Management, Care and Learning Services Occupations, Carpentry I, Carpentry II, Child Development and Parenting, Communication Technology, Compu...

### Athletics

Boy's Baseball, Boy's Basketball, Boy's Cross Country, Boy's Football, Boy's Golf, Boy's Gymnastics, Boy's Soccer, Boy's Swimming & Diving, Boy's Tennis, Boy's Track & Field, Boy's Volleyball, Boy's Water Polo, Boy's Wrestling, Color Guard, Girl's Badminton, Girl's Basketball, Girl's Bowling, Girl's Competitive Cheerleading, Girl's Competitive Dance, Girl's Cross Country, Girl's Golf, Girl's Gymnastics, Girl's Soccer, Girl's Softball, Girl's Swimming & Diving, Girl's Tennis, Girl's Track & Fi...

### School Personnel Resources

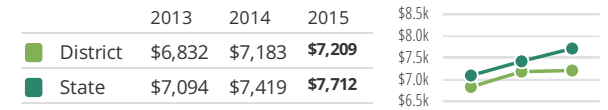
English as a Second Language Teacher, General Administrator or General Supervi, Librarian/Media Specialist, Reading Specialist, Reading Teacher, School Guidance Counselor, School Nurse, School Psychologist, School Social Worker, Special Education Teacher, Speech Language Pathologist-non teaching

### Facilities

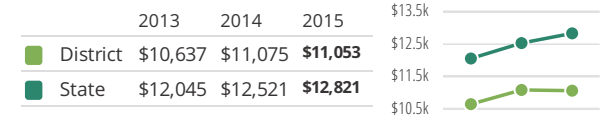
Most of this data has been collected by ISBE from school districts through data systems. Some information, such as the School Highlights, is entered directly by principals and can be updated throughout the year.

## District Finance

**Instructional Spending per Pupil** includes only the activities directly dealing with the teaching of students or the interaction between teachers and students.



**Operational Spending per Pupil** includes all costs for overall operations in this school's district, including Instructional Spending, but excluding summer school, adult education, capital expenditures, and long-term debt payments.



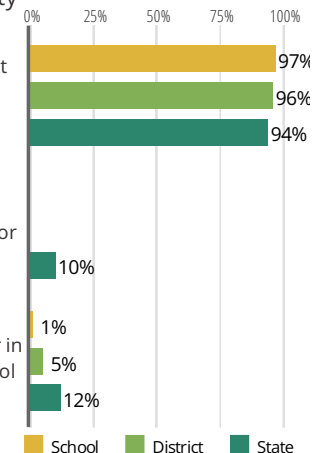
## Educator Measures

This school has had **2 principal(s)** over the past 6 years. In the last three years, an average of **93% of teachers** return to this school each year.

## Student Attendance and Mobility

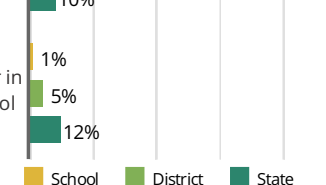
### Attendance Rate

Rate at which students are present at school, not including excused or unexcused absences



### Chronic Truancy Rate

Percentage of students who have been absent without valid reasons for 5% or more of regular school days



### Student Mobility

Percentage of students who transfer in or out of the school during the school year, not including graduates



## FOR MORE INFORMATION

Visit [IllinoisReportCard.com](http://IllinoisReportCard.com) to see additional details about each item of information for this school. There you will find charts spanning multiple years, detailed explanations, resources, more of the school's programs and activities, and powerful tools that let you dig deeper into data.