



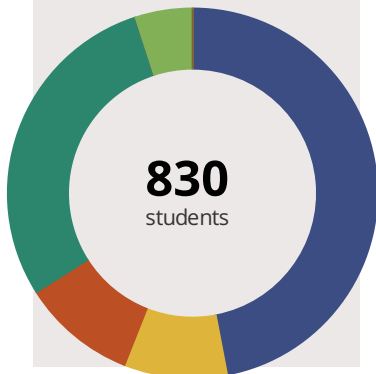
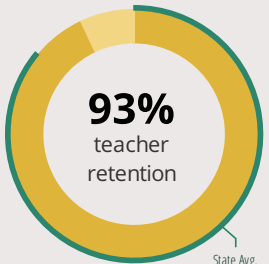
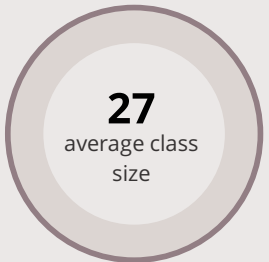
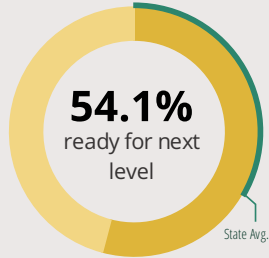
# STILL MIDDLE SCHOOL

787 MEADOWRIDGE DR AURORA, IL 60504 5380 (630) 375-3900

Grades: 6-8  
District: INDIAN PRAIRIE CUSD 204

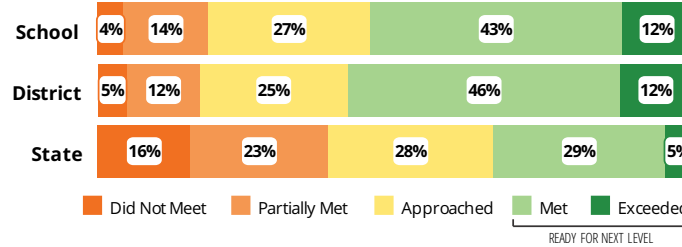
Principal: Kimmer Cornish  
Superintendent: Dr. Karen Sullivan

## FAST FACTS



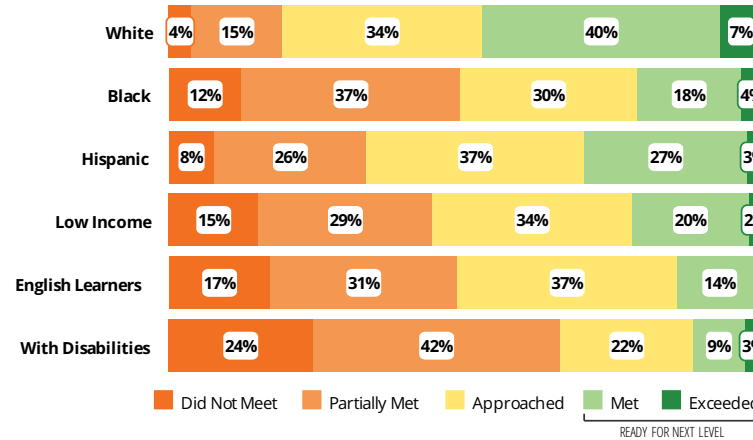
## Academic Success

All Illinois students in grades 3-8 take the PARCC assessment each year. High school students take the PARCC in specific Math or English Language Arts (ELA) courses.



## Success by Student Group

This display shows PARCC performance levels for each student group. No data is shown for groups with fewer than 10 students.



## Student Characteristics

White	47%	Low Income	15%
Black	9%	English Learners	3%
Hispanic	10%	With Disabilities	10%
Asian	29%	Homeless	1%
American Indian	0%		
Two or More Races	5%		
Pacific Islander	0%		

## School Environment



The **5Essentials Survey** allows students in grades 6-12 and all teachers to share their perspectives on essential conditions for learning. The anonymous survey consists of 5 components.



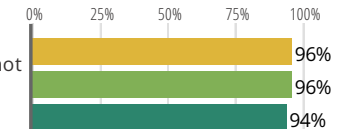
Response Rates	
Students	89%
Teachers	91%

- Less Effective Leaders**  
Do principals and teachers implement a shared vision for success?
- Average Collaborative Teachers**  
Do teachers collaborate to promote professional growth?
- Most Ambitious Instruction**  
Are the classes challenging and engaging?
- More Supportive Environment**  
Is the school safe, demanding, and supportive?
- Average Involved Families**  
Does the entire staff build strong external relationships?

## Student Attendance and Mobility

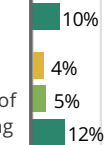
### Attendance Rate

Rate at which students are present at school, not including excused or unexcused absences



### Chronic Truancy Rate

Percentage of students who have been absent without valid reasons for 5% or more of regular school days



### Student Mobility

Percentage of students who transfer in or out of the school during the school year, not including graduates





# STILL MIDDLE SCHOOL

## School Highlights

### Academic Courses

7th Grade Algebra, 8th Grade Algebra, 8th Grade Geometry, Art, Band, Bilingual Support, Choir, Creative Technology, Design & Modeling, Digital Media, Drawing & Painting, Engineering, Essential Technology, Foreign Language Experience, French I, Gifted and Talented Programs, Home Economics/Family and Consumer Science, Manufacturing Technology, Orchestra, PLTW- Energy & Environment, PLTW-Automation & Robotics, PLTW-Design & Modeling, Sewing, Spanish I, Strategic Reading( Reading Interventions), ...

### Physical Education, Heath and Wellness

Badminton, Basketball, Cardio, Dance, F.I.T. Formula, Fitness stations, Floor Hockey, Football, Health Education Courses, Interval Training, Lacrosse, Nutrition, Pickleball, Roller Skating, Soccer, Softball, Team Handball, Weekly Fitness, Weekly Running, Weight Lifting/Toning

### Other Programs and Activities

After School Care, Art Club, Auditorium Tech Crew, Cooking Club, Drama/Theatre, Family Nights, Game Club, Homework Club, Intramurals, Junior Achievement, Marching Band, Math Club, Music Club, MyTime After School Program, Parent Associations, Robotics Club, Science Club, Special Olympics- Bowling & Track, Spelling Bee, STEM Club, Student Council, Student Council/Government, The Skin I'm In ( Ethnic Club), Tutoring Club, Tutoring Program, Workout Club, Yearbook Club, Young Authors

### School Awards

7th Grade Boys Conference Track Champions 2009, 8th Grade AA Girls Conference Volleyball Champions 2011, 8th Grade Orchestra-Invited to perform at America String Teachers Assoc., Band Solo & Ensemble - Excellent Student Rating, Boys Soccer Conference Champions 2011, Chamber Orchestra-Invited to perform at Midwest Band & Orchestra Conference, Chorus - Solo & Ensemble Excellent Student Ratings, Dawn Pakkebieer- Nominated for Chicagoland Outstanding Music Educator Award, Dawn Pakkebieer- Nominated...

## Career Development Courses and Programs

### Athletics

Boy's Basketball, Boy's Cross Country, Boy's Football, Boy's Soccer, Boy's Track & Field, Boy's Wrestling, Girl's Basketball, Girl's Cross Country, Girl's Soccer, Girl's Track & Field, Girl's Volleyball, Intramural Sports, Special Olympics

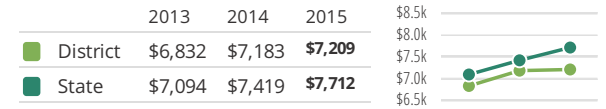
## School Personnel Resources

English as a Second Language Teacher, Librarian/Media Specialist, Reading Specialist, School Guidance Counselor, School Psychologist, School Social Worker, Special Education Teacher, Speech Language Pathologist-non teaching

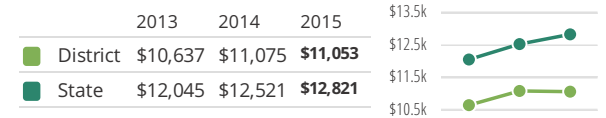
## Facilities

## District Finance

**Instructional Spending per Pupil** includes only the activities directly dealing with the teaching of students or the interaction between teachers and students.



**Operational Spending per Pupil** includes all costs for overall operations in this school's district, including Instructional Spending, but excluding summer school, adult education, capital expenditures, and long-term debt payments.



## Educator Measures

This school has had **1 principal(s)** over the past 6 years. In the last three years, an average of **93% of teachers** return to this school each year.

## FOR MORE INFORMATION

Visit [IllinoisReportCard.com](http://IllinoisReportCard.com) to see additional details about each item of information for this school. There you will find charts spanning multiple years, detailed explanations, resources, more of the school's programs and activities, and powerful tools that let you dig deeper into data.

Most of this data has been collected by ISBE from school districts through data systems. Some information, such as the School Highlights, is entered directly by principals and can be updated throughout the year.