



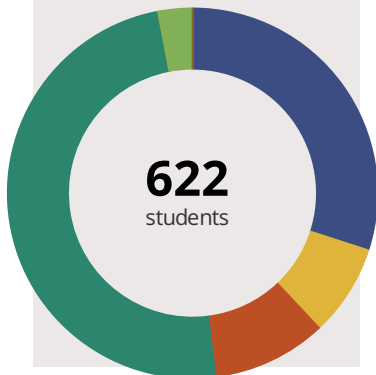
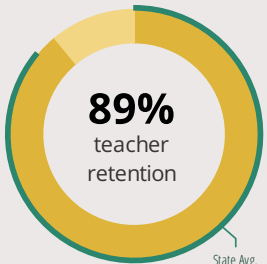
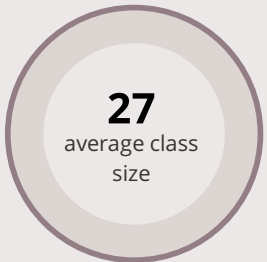
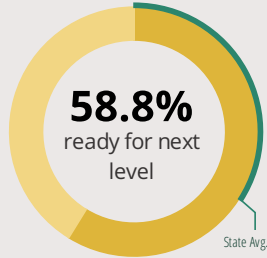
NANCY YOUNG ELEMENTARY SCHOOL

800 ASBURY DR AURORA, IL 60502 9086 (630) 375-3800

Grades: K-5
District: INDIAN PRAIRIE CUSD 204

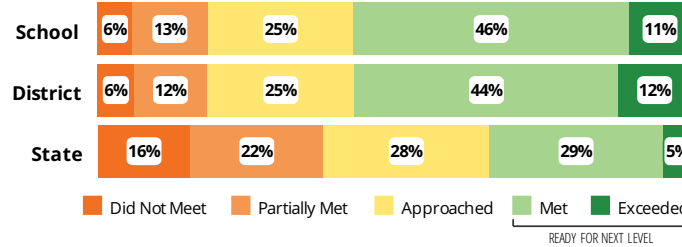
Principal: Adrienne Morgan
Superintendent: Dr. Karen Sullivan

FAST FACTS



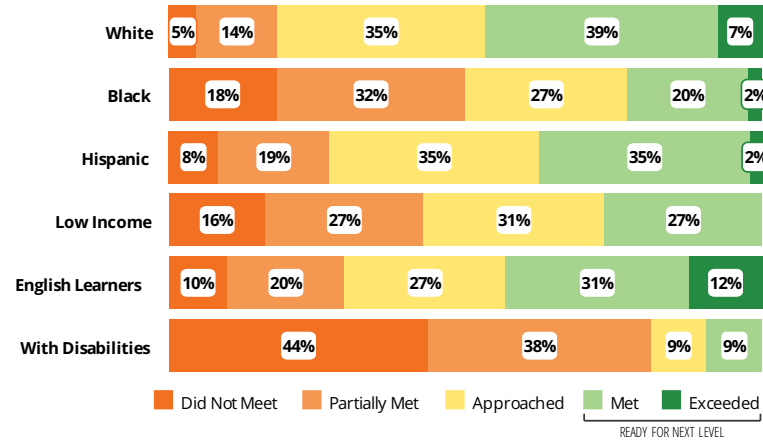
Academic Success

All Illinois students in grades 3-8 take the PARCC assessment each year. High school students take the SAT in Math and English Language Arts.



Success by Student Group

This display shows PARCC performance levels for each student group. No data is shown for groups with fewer than 10 students.



Student Characteristics

White	30%	Low Income	13%
Black	8%	English Learners	24%
Hispanic	10%	With Disabilities	7%
Asian	49%	Homeless	1%
American Indian	0%		
Two or More Races	3%		
Pacific Islander	0%		

School Environment



The **5Essentials Survey** allows students in grades 6-12 and all teachers to share their perspectives on essential conditions for learning. The anonymous survey consists of 5 components.

- Most implementation
- More implementation
- Average implementation
- Less implementation
- Least implementation
- Not Applicable/Low Response

Response Rates

Students	-
Teachers	-

Effective Leaders

Do principals and teachers implement a shared vision for success?

Collaborative Teachers

Do teachers collaborate to promote professional growth?

Ambitious Instruction

Are the classes challenging and engaging?

Supportive Environment

Is the school safe, demanding, and supportive?

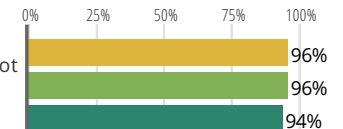
Involved Families

Does the entire staff build strong external relationships?

Student Attendance and Mobility

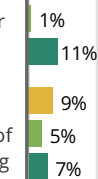
Attendance Rate

Rate at which students are present at school, not including excused or unexcused absences



Chronic Truancy Rate

Percentage of students who have been absent without valid reasons for 5% or more of regular school days



Student Mobility

Percentage of students who transfer in or out of the school during the school year, not including graduates





NANCY YOUNG ELEMENTARY SCHOOL

School Highlights

Academic Courses

Indian Prairie School District 204 strives to help all students learn, develop, and apply the skills needed to be successful as learners and community members.

Physical Education, Health and Wellness

Indian Prairie School District 204 Physical Education Department strives to help all students learn, develop, and apply the skills needed for daily participation in personal fitness and lifetime activities which contribute to a healthy lifestyle.

Other Programs and Activities

Before and After School Care, Art Club, Chorus, Drum Ensemble, Reading Club, Science Fair, Technology Club, Spirit Council, Writing Club, Parent Teacher Association, Family Events: Curriculum Night, Open House, State Fair, PE Night, Art Night, Fall Fest, Movie Night, Bingo Night, Dolphin Dash

School Awards

Two National Board Certified Staff Members are members of the Young staff. Young received the Academic Excellence Award from the State of Illinois from 2009-2012. Young's Spirit Council received the NAESP Student Council Leadership Award for the 2012-2013 school year.

Career Development Courses and Programs

Athletics

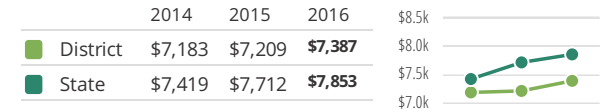
School Personnel Resources

English as a Second Language Teacher, Librarian/Media Specialist, Reading Specialist, Reading Teacher, School Psychologist, School Social Worker, Special Education Teacher, Speech Language Pathologist-non teaching

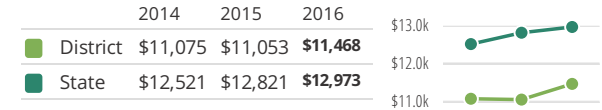
Facilities

District Finance

Instructional Spending per Pupil includes only the activities directly dealing with the teaching of students or the interaction between teachers and students.



Operational Spending per Pupil includes all costs for overall operations in this school's district, including Instructional Spending, but excluding summer school, adult education, capital expenditures, and long-term debt payments.



Educator Measures

This school has had **1 principal(s)** over the past 6 years. In the last three years, an average of **89% of teachers** return to this school each year.

FOR MORE INFORMATION

Visit IllinoisReportCard.com to see additional details about each item of information for this school. There you will find charts spanning multiple years, detailed explanations, resources, more of the school's programs and activities, and powerful tools that let you dig deeper into data.

Most of this data has been collected by ISBE from school districts through data systems. Some information, such as the School Highlights, is entered directly by principals and can be updated throughout the year.