



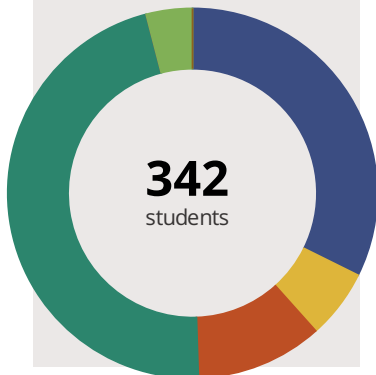
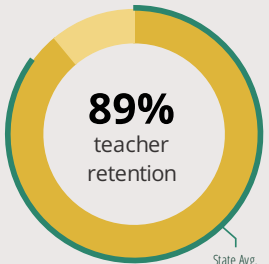
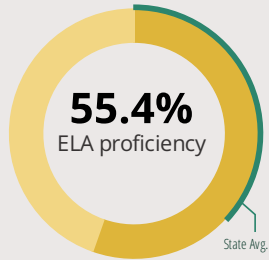
Wayne Builta Elementary School

1835 Apple Valley Rd Bolingbrook, IL 60490 (630) 226-4400

Grades: K - 5
District: Indian Prairie CUSD 204

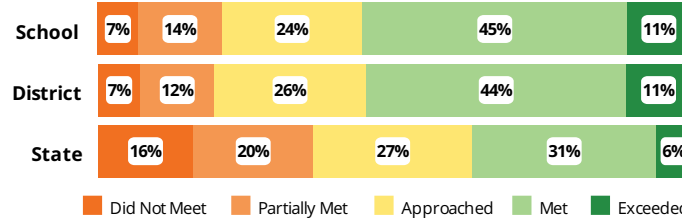
Principal: Kim Stephens
Superintendent: Dr. Karen Sullivan

FAST FACTS



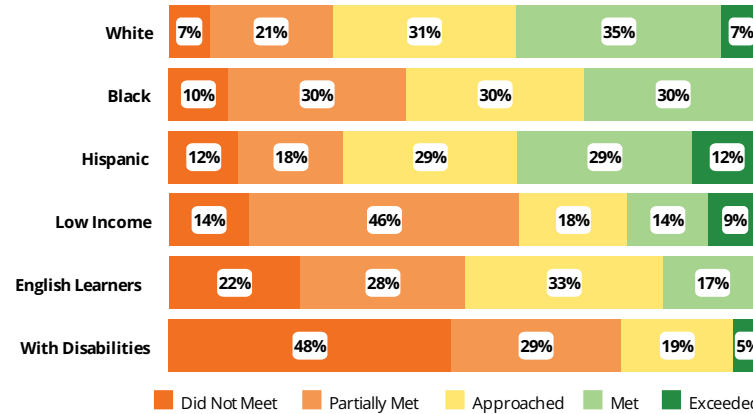
Academic Success

All Illinois students in grades 3-8 take the PARCC assessment each year. High school students take the SAT in Math and English Language Arts.



Success by Student Group

This display shows PARCC ELA performance levels for each student group. No data is shown for groups with fewer than 10 students.

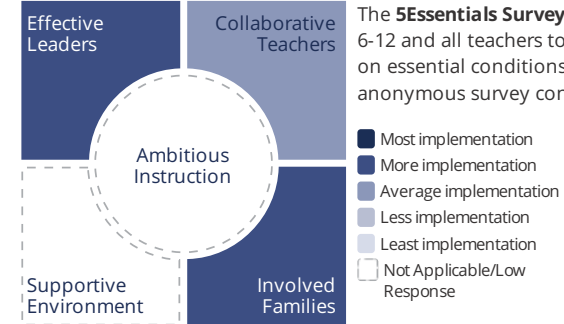


Student Characteristics

White	32%	Low Income	16%
Black	6%	English Learners	18%
Hispanic	11%	With Disabilities	17%
Asian	46%	Homeless	0%
American Indian	0%		
Two or More Races	4%		
Pacific Islander	0%		

School Environment

The **5Essentials Survey** allows students in grades 6-12 and all teachers to share their perspectives on essential conditions for learning. The anonymous survey consists of 5 components.



Response Rates

Students	-
Teachers	100%

More Effective Leaders
Do principals and teachers implement a shared vision for success?

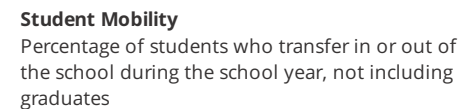
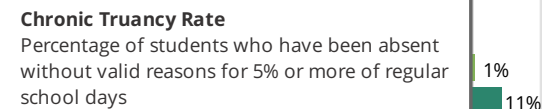
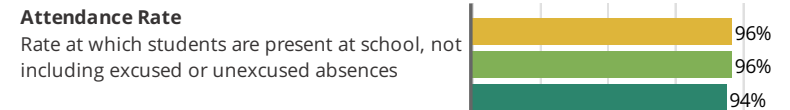
Average Collaborative Teachers
Do teachers collaborate to promote professional growth?

Ambitious Instruction
Are the classes challenging and engaging?

Supportive Environment
Is the school safe, demanding, and supportive?

More Involved Families
Does the entire staff build strong external relationships?

Student Attendance and Mobility





Wayne Builta Elementary School

School Highlights

Academic Courses

Indian Prairie School District 204 strives to help all students learn, develop, and apply the skills needed to be successful as learners and community members.

Physical Education, Heath and Wellness

Indian Prairie School District 204 Physical Education Department strives to help all students learn, develop, and apply the skills needed for daily participation in personal fitness and lifetime activities which contribute to a healthy lifestyle.

Other Programs and Activities

Chess Club, Chorus, Parent Associations, Science Fair (STEM), Student Council/Government

School Awards

2012 Academic Excellent Award, IPEF Grant Recipient

Career Development Courses and Programs

Athletics

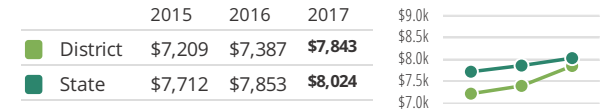
School Personnel Resources

English as a Second Language Teacher, Librarian/Media Specialist, Reading Specialist, Special Education Teacher, Speech Language Pathologist-non teaching

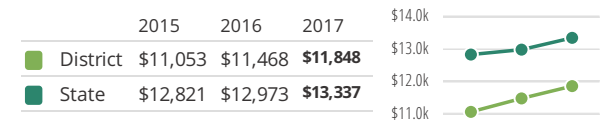
Facilities

District Finance

Instructional Spending per Pupil includes only the activities directly dealing with the teaching of students or the interaction between teachers and students.



Operational Spending per Pupil includes all costs for overall operations in this school's district, including Instructional Spending, but excluding summer school, adult education, capital expenditures, and long-term debt payments.



Educator Measures

This school has had **2 principal(s)** over the past 6 years. In the last three years, an average of **89% of teachers** return to this school each year.

FOR MORE INFORMATION

Visit IllinoisReportCard.com to see additional details about each item of information for this school. There you will find charts spanning multiple years, detailed explanations, resources, more of the school's programs and activities, and powerful tools that let you dig deeper into data.

Most of this data has been collected by ISBE from school districts through data systems. Some information, such as the School Highlights, is entered directly by principals and can be updated throughout the year.