

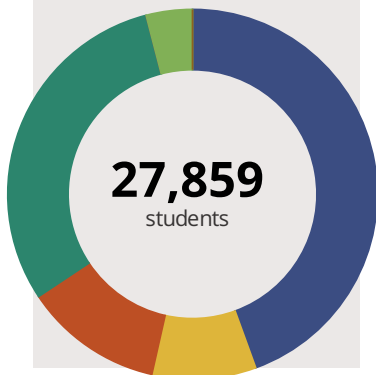
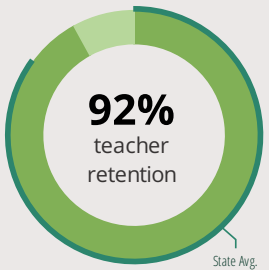
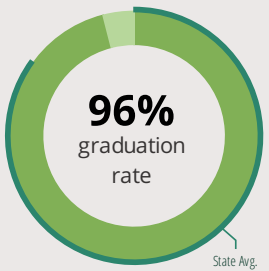
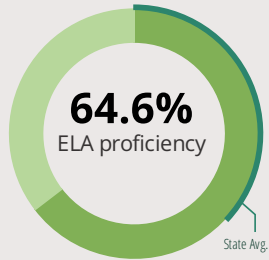


# Indian Prairie CUSD 204

780 Shoreline Dr Aurora, IL 60504 (630) 375-3000

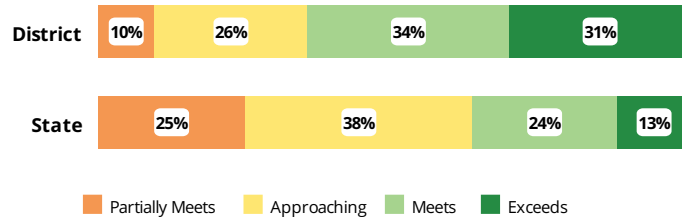
Grades: PK - 12  
Superintendent: Dr. Karen Sullivan

## FAST FACTS

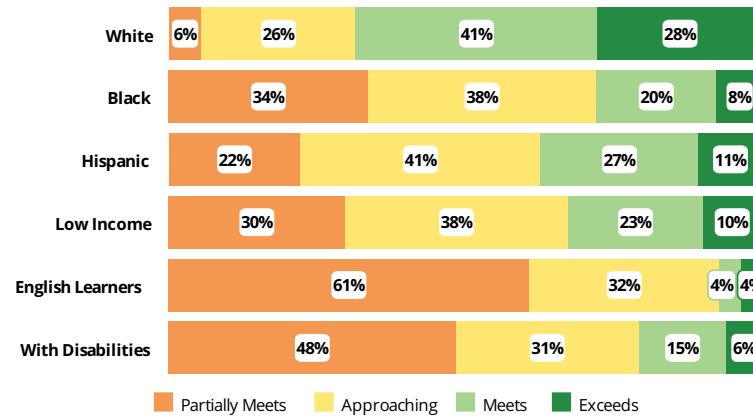


## Academic Success

High school students take the SAT in Math and English Language Arts. The display shows SAT ELA results in four performance levels.



## Success by Student Group



## Student Characteristics

White	44%	Low Income	17%
Black	9%	English Learners	10%
Hispanic	12%	With Disabilities	12%
Asian	30%	Homeless	1%
American Indian	0%		
Two or More Races	4%		
Pacific Islander	0%		

## District Finance

**Instructional Spending per Pupil** includes only the activities directly dealing with the teaching of students or the interaction between teachers and students.

	2015	2016	2017
District	\$7,209	\$7,387	<b>\$7,843</b>
State	\$7,712	\$7,853	<b>\$8,024</b>

**Operational Spending per Pupil** includes all costs for overall operations in this district, including Instructional Spending, but excluding summer school, adult education, capital expenditures, and long-term debt payments.

	2015	2016	2017
District	\$11,053	\$11,468	<b>\$11,848</b>
State	\$12,821	\$12,973	<b>\$13,337</b>

## College Readiness

### Early College Coursework

Students taking early college coursework in grades 10, 11, and 12



### Postsecondary Enrollment

Students who enroll at colleges and universities



### Postsecondary Remediation (lower is better)

Students enrolled in Illinois community colleges who require remedial coursework





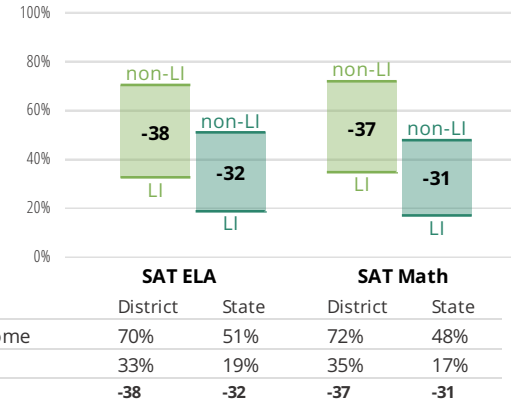
# Indian Prairie CUSD 204

## Schools in District

School Name	Grades	Summative Designation	School Name	Grades	Summative Designation
Metea Valley High School	9 - 12	Exemplary	Longwood Elem School	K - 5	Commendable
Neuqua Valley High School	9 - 12	Exemplary	Mary Lou Cowlishaw Elementary	K - 5	Commendable
Waubonsie Valley High School	9 - 12	Commendable	May Watts Elementary School	K - 5	Commendable
Clifford Crone Middle School	6 - 8	Commendable	McCarty Elementary School	K - 5	Commendable
Fischer Middle School	6 - 8	Commendable	Nancy Young Elementary School	K - 5	Commendable
Francis Granger Middle School	6 - 8	Commendable	Oliver Julian Kendall Elem School	K - 5	Commendable
Gordon Gregory Middle School	6 - 8	Commendable	Owen Elementary School	K - 5	Commendable
Scullen Middle School	6 - 8	Commendable	Patterson Elementary School	K - 5	Commendable
Still Middle School	6 - 8	Commendable	Peter M Gombert Elementary Sch	K - 5	Commendable
Thayer J Hill Middle School	6 - 8	Commendable	Reba O Steck Elementary School	K - 5	Commendable
Arlene Welch Elementary School	K - 5	Commendable	Robert Clow Elem Sch	K - 5	Commendable
Brookdale Elementary School	K - 5	Commendable	Spring Brook Elementary School	K - 5	Exemplary
Danielle-Joy Peterson Elem Sch	K - 5	Exemplary	V Blanche Graham Elementary	K - 5	Commendable
Fry Elementary School	K - 5	Exemplary	Wayne Builta Elementary School	K - 5	Commendable
Georgetown Elementary School	K - 5	Commendable	White Eagle Elementary	K - 5	Commendable
Gwendolyn Brooks Elementary	K - 5	Exemplary	Prairie Children Preschool	P - PK	

## Achievement Gap

Achievement gaps display the differences in academic performance between student groups. The display below shows the gap in readiness for the next level between low income (LI) students and non-low income (non-LI) students on the SAT for both English Language Arts (ELA) and Math.



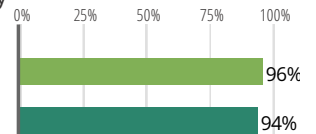
## Educator Measures

This district has had an average of **1 principal(s)** at the same school over the past 6 years. District wide in the last three years, an average of **92% of teachers** return to the same school each year.

## Student Attendance and Mobility


### Attendance Rate

Rate at which students are present at school, not including excused or unexcused absences



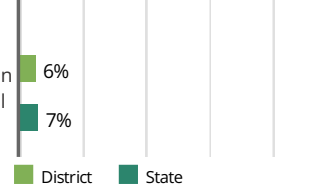
### Chronic Truancy Rate

Percentage of students who have been absent without valid reasons for 5% or more of regular school days



### Student Mobility

Percentage of students who transfer in or out of the school during the school year, not including graduates



## FOR MORE INFORMATION

Visit [IllinoisReportCard.com](http://IllinoisReportCard.com) to see additional details about each item of information for this school. There you will find charts spanning multiple years, detailed explanations, resources, more of the school's programs and activities, and powerful tools that let you dig deeper into data.

Most of this data has been collected by ISBE from school districts through data systems. Some information, such as the School Highlights, is entered directly by principals and can be updated throughout the year.