

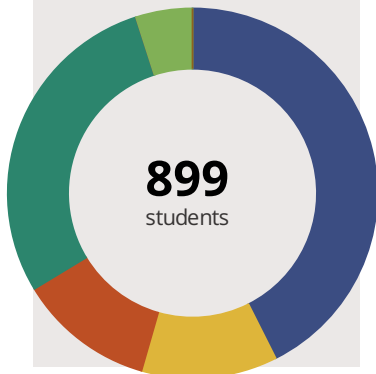
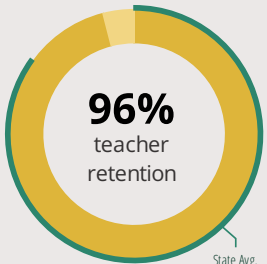
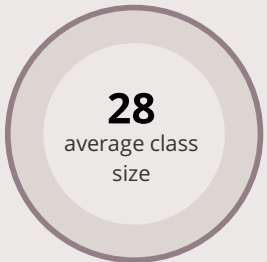
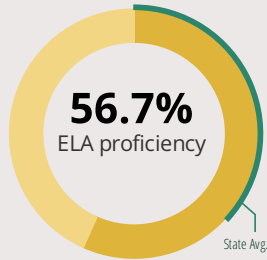
Thayer J Hill Middle School

1836 Brookdale Rd Naperville, IL 60563 (630) 428-6200

Grades: 6 - 8
District: Indian Prairie CUSD 204

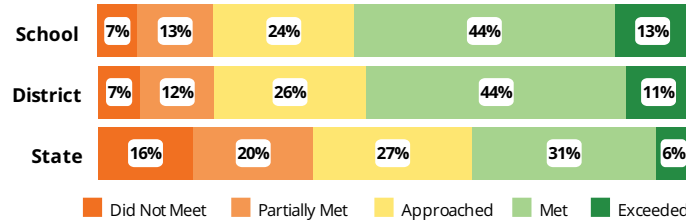
Principal: Michael Duttut
Superintendent: Dr. Karen Sullivan

FAST FACTS



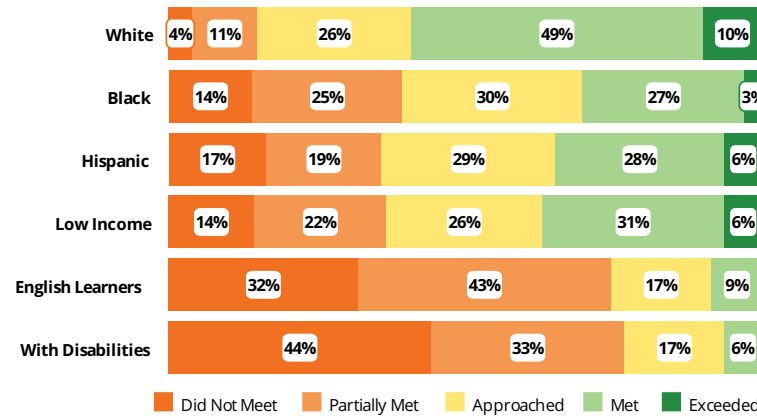
Academic Success

All Illinois students in grades 3-8 take the PARCC assessment each year. High school students take the SAT in Math and English Language Arts.



Success by Student Group

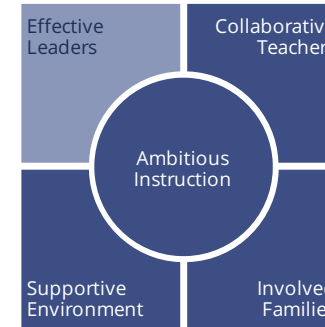
This display shows PARCC ELA performance levels for each student group. No data is shown for groups with fewer than 10 students.



Student Characteristics

White	43%	Low Income	23%
Black	12%	English Learners	6%
Hispanic	12%	With Disabilities	11%
Asian	29%	Homeless	1%
American Indian	0%		
Two or More Races	5%		
Pacific Islander	0%		

School Environment



The **5Essentials Survey** allows students in grades 6-12 and all teachers to share their perspectives on essential conditions for learning. The anonymous survey consists of 5 components.

- Most implementation
- More implementation
- Average implementation
- Less implementation
- Least implementation
- Not Applicable/Low Response

Response Rates	
Students	94%
Teachers	100%

Average Effective Leaders

Do principals and teachers implement a shared vision for success?

More Collaborative Teachers

Do teachers collaborate to promote professional growth?

More Ambitious Instruction

Are the classes challenging and engaging?

More Supportive Environment

Is the school safe, demanding, and supportive?

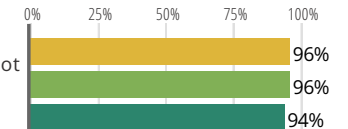
More Involved Families

Does the entire staff build strong external relationships?

Student Attendance and Mobility

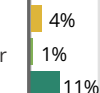
Attendance Rate

Rate at which students are present at school, not including excused or unexcused absences



Chronic Truancy Rate

Percentage of students who have been absent without valid reasons for 5% or more of regular school days



Student Mobility

Percentage of students who transfer in or out of the school during the school year, not including graduates





Thayer J Hill Middle School

School Highlights

Academic Courses

7th Grade Algebra, 8th Grade Algebra, Art I, Art II, Band, Band, Orchestra, Chorus, Bilingual Support, Choir, Creative Technology, Design and Modeling, Design and Sculpture, Design and Sculpture, Digital Media, Drawing and Painting, Drawing and Painting, Energy and Environment with Automation Robotics, Essential Technology, FLEX: Foreign Language Experience, Foods, Nutrition and Wellness, Foreign Language, French 1, French 2, General Music, Gifted and Talented Programs, Home Economics/Family a...

Physical Education, Health and Wellness

Fitness Training, Health Education Courses, Weight Lifting/Toning

Other Programs and Activities

3M Club, ACT-SO, Art Club, Auditorium Tech Crew, Badminton Club, Builders Club, Chess Club, College in 6, Conflict Resolution, Drama/Theatre, Empowering Parents, Environmental Club, Ethnic Club, Family Nights, Family Reading Night, Fine Arts Festival, Geography Bee, Homework Club, Honors Band, Honors Chorus, Marching Band, Math Club, Math Counts, Math/STEM Night, Mentoring Program, Mind and Body Club, Musical, Ping Pong Club, PTSA Reflections, Running Club, Saturday Access/Tutoring, Science C...

School Awards

Illinois Horizon's School to Watch 2012

Career Development Courses and Programs

Community Service

Athletics

Boy's Basketball, Boy's Cross Country, Boy's Football, Boy's Soccer, Boy's Track & Field, Boy's Wrestling, Conditioning and Fitness Classes, Girl's Basketball, Girl's Cross Country, Girl's Golf, Girl's Soccer, Girl's Track & Field, Girl's Volleyball, Intramural Sports, Steppers

School Personnel Resources

English as a Second Language Teacher, Librarian/Media Specialist, Reading Specialist, School Guidance Counselor, School Psychologist, School Social Worker, Special Education Teacher, Speech Language Pathologist-non teaching

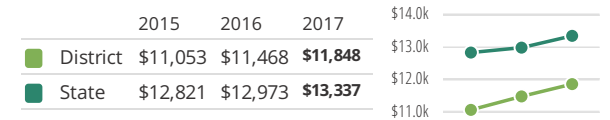
Facilities

District Finance

Instructional Spending per Pupil includes only the activities directly dealing with the teaching of students or the interaction between teachers and students.



Operational Spending per Pupil includes all costs for overall operations in this school's district, including Instructional Spending, but excluding summer school, adult education, capital expenditures, and long-term debt payments.



Educator Measures

This school has had **2 principal(s)** over the past 6 years. In the last three years, an average of **96% of teachers** return to this school each year.

FOR MORE INFORMATION

Visit IllinoisReportCard.com to see additional details about each item of information for this school. There you will find charts spanning multiple years, detailed explanations, resources, more of the school's programs and activities, and powerful tools that let you dig deeper into data.

Most of this data has been collected by ISBE from school districts through data systems. Some information, such as the School Highlights, is entered directly by principals and can be updated throughout the year.