

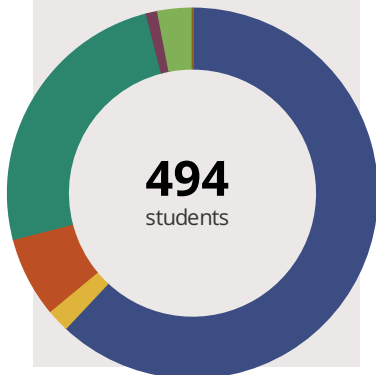
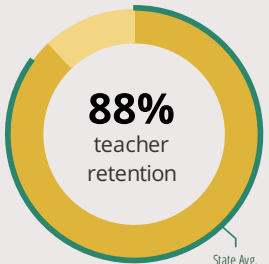
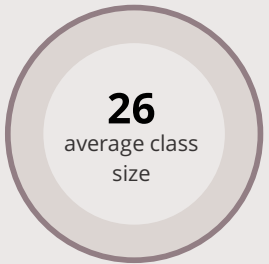
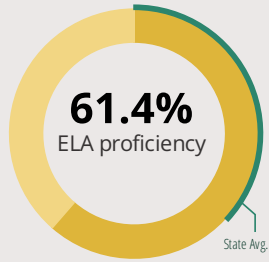
Patterson Elementary School

3731 Lawrence Dr Naperville, IL 60564 (630) 428-6500

Grades: K - 5
District: Indian Prairie CUSD 204

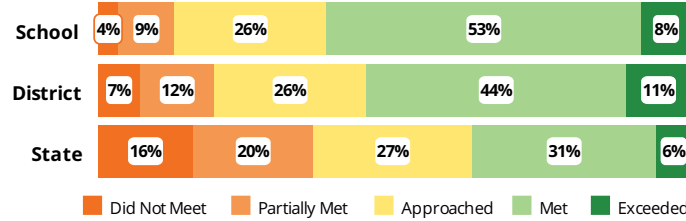
Principal: Michele Frost
Superintendent: Dr. Karen Sullivan

FAST FACTS



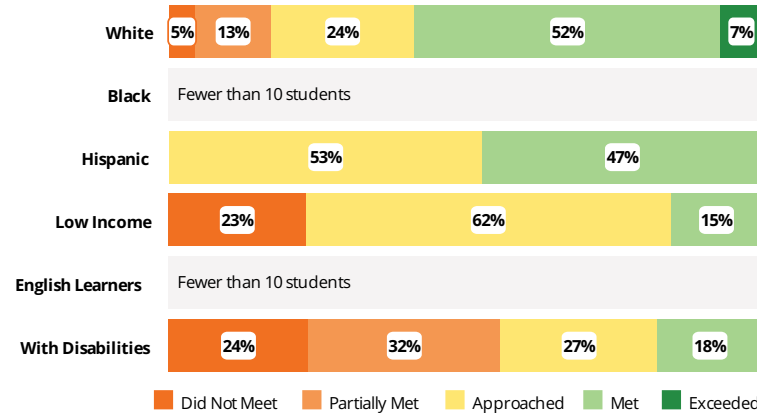
Academic Success

All Illinois students in grades 3-8 take the PARCC assessment each year. High school students take the SAT in Math and English Language Arts.



Success by Student Group

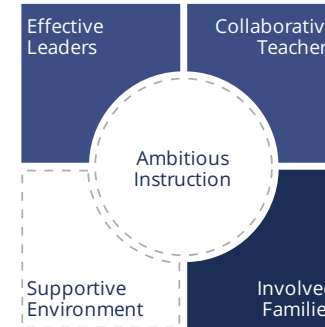
This display shows PARCC ELA performance levels for each student group. No data is shown for groups with fewer than 10 students.



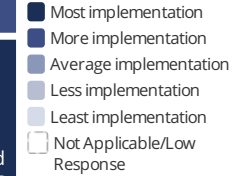
Student Characteristics

White	62%	Low Income	6%
Black	2%	English Learners	7%
Hispanic	7%	With Disabilities	16%
Asian	25%	Homeless	0%
American Indian	1%		
Two or More Races	3%		
Pacific Islander	0%		

School Environment



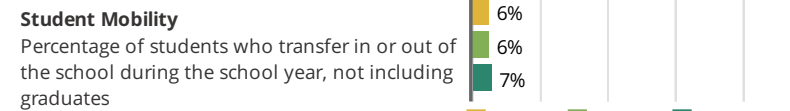
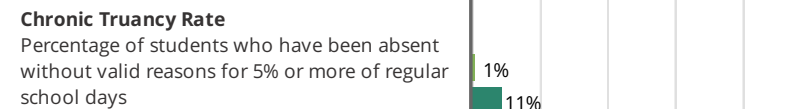
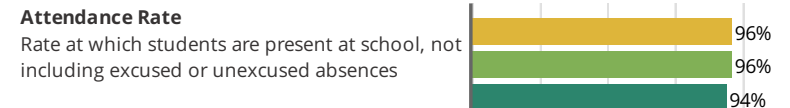
The **5Essentials Survey** allows students in grades 6-12 and all teachers to share their perspectives on essential conditions for learning. The anonymous survey consists of 5 components.



Response Rates	
Students	-
Teachers	83%

- Effective Leaders**
Do principals and teachers implement a shared vision for success?
- Collaborative Teachers**
Do teachers collaborate to promote professional growth?
- Ambitious Instruction**
Are the classes challenging and engaging?
- Supportive Environment**
Is the school safe, demanding, and supportive?
- Involved Families**
Does the entire staff build strong external relationships?

Student Attendance and Mobility





Patterson Elementary School

School Highlights

Academic Courses

Indian Prairie School District 204 strives to help all students learn, develop, and apply the skills needed to be successful as learners and community members. Patterson follows district curriculum and the National/State Standards. Of note recently is our decision to go to 1:1 Chromebooks for every student in grades 2 through 5 at Patterson, to e

Physical Education, Heath and Wellness

Indian Prairie School District 204 Physical Education Department strives to help all students learn, develop, and apply the skills needed for daily participation in personal fitness and lifetime activities which contribute to a healthy lifestyle. In addition, Patterson sponsors an annual running club and participates in both the Naperville Maratho

Other Programs and Activities

Patterson offers a variety of programs and activities to meet the needs of students. So clubs include Robotics, Running club, Safety Patrol, Student Council, Chorus and the Garden and Conservation Club. Patterson also houses several outside programs such as the YMCA before and after school care, Naperville Park District classes, Chess club, Youn

School Awards

Patterson Elementary School has been honored for school-wide Implementation of the Illinois Positive Behavior Intervention System (PBIS) at the Platinum Level. Patterson is known for it's excellent school climate, and excellent academic growth.

Career Development Courses and Programs

Patterson partners with Patterson PTA to provide a STEAM Day annually for all students. On this day, school, parent, and community presenters share their Science, Technology, Engineering, Art, and Math related careers. Students are able to select their own course to attend.

Athletics

In addition to P.E., Patterson offers clubs before and after school such as the Running Club. Patterson is also an assigned site for several Naperville Park District Courses.

School Personnel Resources

Patterson staff is highly respected in the school and district. In t his professional learning community, staff work collaboratively with the school community to provide a positive, academic atmosphere for all students.

Facilities

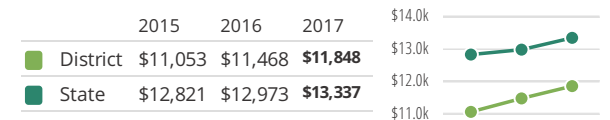
Patterson opened in 1993 and just celebrated 25 years of learning. The facility is well maintained and updated as needed.

District Finance

Instructional Spending per Pupil includes only the activities directly dealing with the teaching of students or the interaction between teachers and students.



Operational Spending per Pupil includes all costs for overall operations in this school's district, including Instructional Spending, but excluding summer school, adult education, capital expenditures, and long-term debt payments.



Educator Measures

This school has had **1 principal(s)** over the past 6 years. In the last three years, an average of **88% of teachers** return to this school each year.

FOR MORE INFORMATION

Visit IllinoisReportCard.com to see additional details about each item of information for this school. There you will find charts spanning multiple years, detailed explanations, resources, more of the school's programs and activities, and powerful tools that let you dig deeper into data.

Most of this data has been collected by ISBE from school districts through data systems. Some information, such as the School Highlights, is entered directly by principals and can be updated throughout the year.