



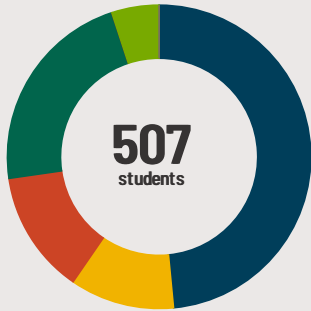
# Brookdale Elementary School

1200 Redfield Rd Naperville, IL 60563 (630)428-6800

Grades: K - 5  
District: Indian Prairie CUSD 204

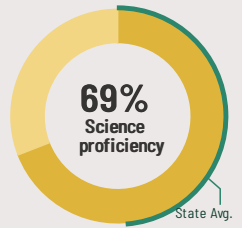

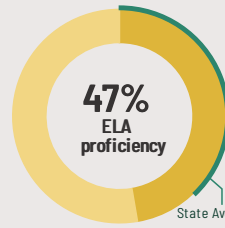
Principal: Mary Howicz  
Superintendent: Dr. Karen Sullivan

## Fast Facts



### Student Characteristics

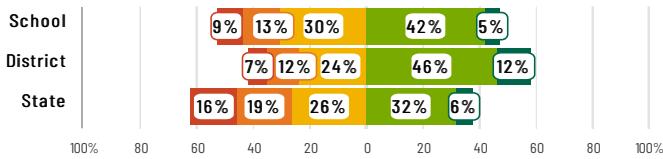
White	48%
Black	11%
Hispanic	13%
Asian	22%
American Indian	0%
Two or More Races	5%
Pacific Islander	0%
Low Income	24%
English Learners	21%
With IEPs	10%
With Disabilities	-
Homeless	2%



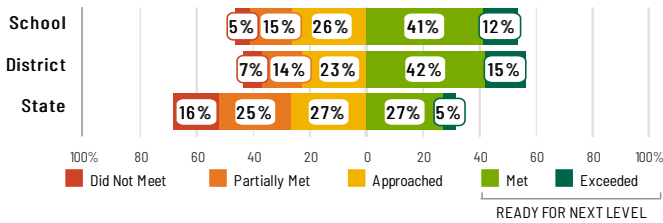
## Academic Success

All Illinois students in grades 3-8 take the IAR assessment each year. High school students take the SAT in English Language Arts and Math.

### English Language Arts



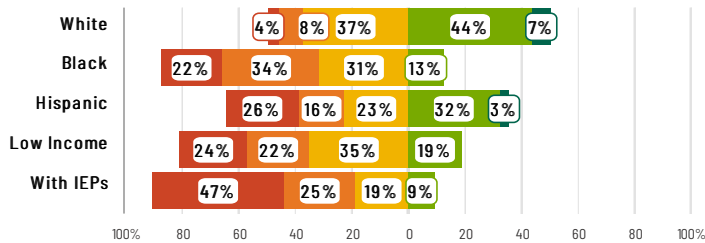
### Mathematics



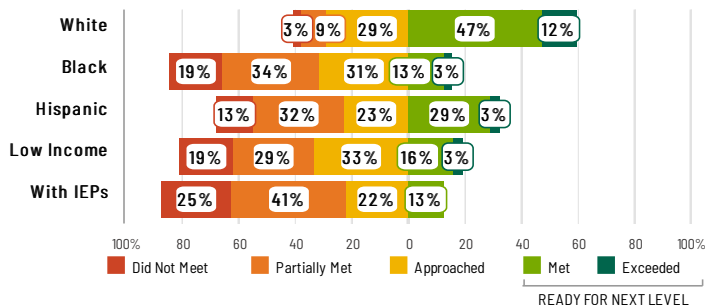
## Success by Student Group

This display shows IAR ELA & Math performance levels for each student group. No data is shown for groups with fewer than 10 students.

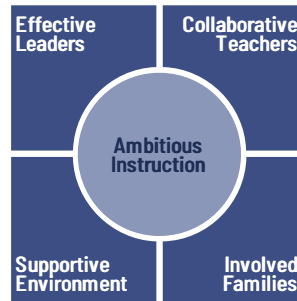
### English Language Arts



### Mathematics



## School Environment



The **5Essentials Survey** allows students in grades 6-12 and all teachers to share their perspectives on essential conditions for learning. The anonymous survey consists of 5 components.

- Most implementation
- More implementation
- Average implementation
- Less implementation
- Least implementation
- Not Applicable/Low Response

### Response Rates

Students	94%
Teachers	97%

### More Effective Leaders

Do principals and teachers implement a shared vision for success?

### More Collaborative Teachers

Do teachers collaborate to promote professional growth?

### Average Ambitious Instruction

Are classes challenging and engaging?

### More Supportive Environment

Is the school safe, demanding, and supportive?

### More Involved Families

Does the entire staff build strong external relationships?

## Student Attendance and Mobility

### Attendance Rate

Rate at which students are present at school, not including excused or unexcused absences



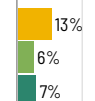
### Chronic Absenteeism

Percentage of students who miss 10% or more of school days per year either with or without a valid excuse



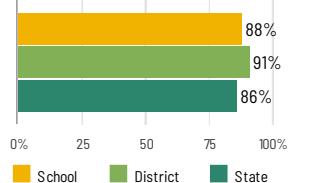
### Student Mobility

Percentage of students who transfer in or out of the school during the school year, not including graduates



### Teacher Retention

Percentage of full time teachers who return to the same school year to year





# Brookdale Elementary School

## School Highlights

### Academic Courses

Indian Prairie School District 204 strives to help all students learn, develop, and apply the skills needed to be successful as learners and community members.

### Physical Education, Health and Wellness

Indian Prairie School District 204 Physical Education Department strives to help all students learn, develop, and apply the skills needed for daily participation in personal fitness and lifetime activities which contribute to a healthy lifestyle.

### Other Programs and Activities

After School Care, Art Club, Before School Care, Choir Chimes, Chorus, Family Nights, Gym Club, Parent Associations, Reading Clubs, Recycling Club, STEM night, Student Ambassadors

### School Awards

2013 Kendall Honors Award Winner, 2013 NALCO Grant Recipient, BMO Harris March 2013 Volunteer of Month, IPEF Grant Recipient

## Career Development Courses and Programs

## Athletics

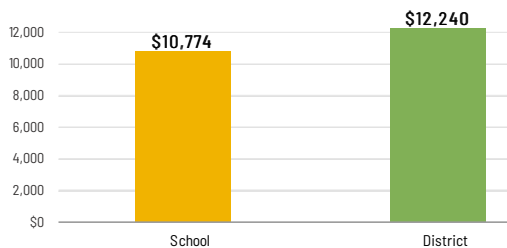
## School Personnel Resources

English as a Second Language Teacher, Librarian/Media Specialist, Reading Specialist, Reading Teacher, School Psychologist, School Social Worker, Special Education Teacher, Speech Language Pathologist-non teaching

## Facilities

## School-Level Finance

The Every Student Succeeds Act requires LEAs to report school-level expenditure data, beginning with School Year 18-19 data. LEAs are required to report actual personnel and non-personnel expenditures of both site-specific and district centralized expenditures. Expenditures are shown at the site level and must be disaggregated by source of funds (federal vs. state/local). These data are self-reported and may differ from AFR data.



## Educator Measures

This school has had **1 principal(s)** over the past 6 years. In the last three years, an average of **88% of teachers** return to this school each year.

## FOR MORE INFORMATION

Visit [IllinoisReportCard.com](http://IllinoisReportCard.com) to see additional details about each item of information for this school. There you will find charts spanning multiple years, detailed explanations, resources, more of the school's programs and activities, and powerful tools that let you dig deeper into data.

Most of this data has been collected by ISBE from school districts through data systems. Some information, such as the School Highlights, is entered directly by principals and can be updated throughout the year.