



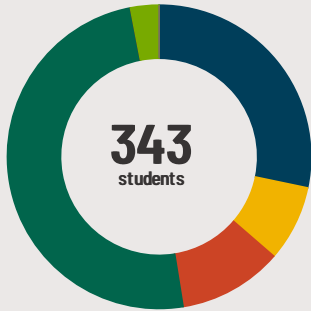
# Wayne Builta Elementary School

1835 Apple Valley Rd Bolingbrook, IL 60490 (630)226-4400

Grades: K - 5  
District: Indian Prairie CUSD 204

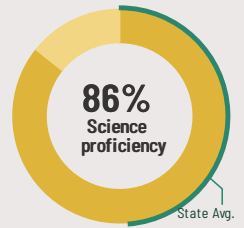

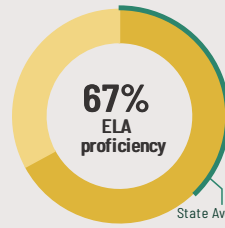
Principal: Kim Stephens  
Superintendent: Dr. Karen Sullivan

## Fast Facts



### Student Characteristics

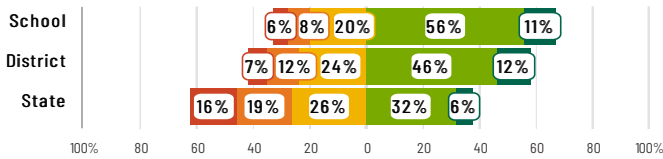
White	28%
Black	8%
Hispanic	11%
Asian	49%
American Indian	0%
Two or More Races	3%
Pacific Islander	0%
Low Income	14%
English Learners	18%
With IEPs	18%
With Disabilities	-
Homeless	0%



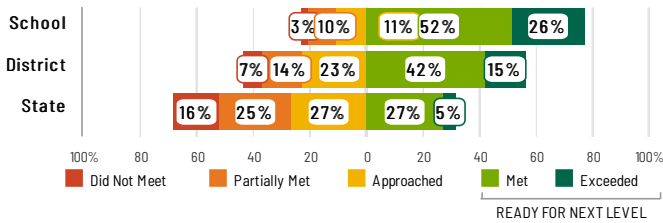
## Academic Success

All Illinois students in grades 3-8 take the IAR assessment each year. High school students take the SAT in English Language Arts and Math.

### English Language Arts



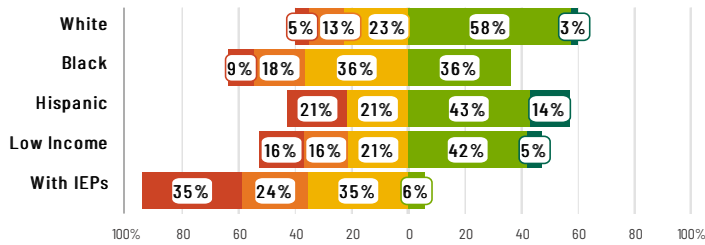
### Mathematics



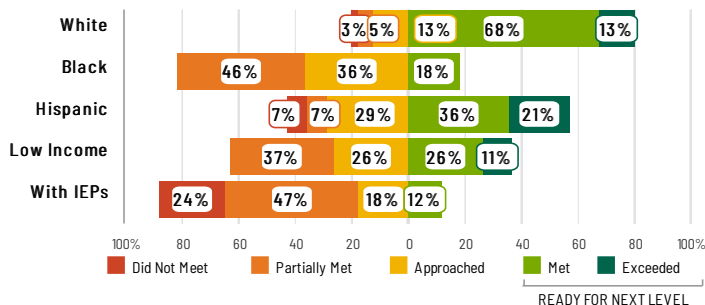
## Success by Student Group

This display shows IAR ELA & Math performance levels for each student group. No data is shown for groups with fewer than 10 students.

### English Language Arts



### Mathematics



## School Environment



The **5Essentials Survey** allows students in grades 6-12 and all teachers to share their perspectives on essential conditions for learning. The anonymous survey consists of 5 components.

- Most implementation
- More implementation
- Average implementation
- Less implementation
- Least implementation
- Not Applicable/Low Response

### Response Rates

Students	100%
Teachers	97%

- Most** Effective Leaders  
Do principals and teachers implement a shared vision for success?
- Most** Collaborative Teachers  
Do teachers collaborate to promote professional growth?
- More** Ambitious Instruction  
Are classes challenging and engaging?
- More** Supportive Environment  
Is the school safe, demanding, and supportive?
- Most** Involved Families  
Does the entire staff build strong external relationships?

## Student Attendance and Mobility

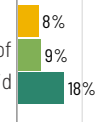
### Attendance Rate

Rate at which students are present at school, not including excused or unexcused absences



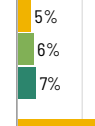
### Chronic Absenteeism

Percentage of students who miss 10% or more of school days per year either with or without a valid excuse



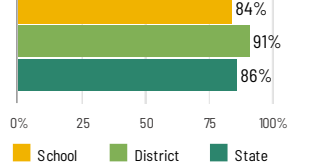
### Student Mobility

Percentage of students who transfer in or out of the school during the school year, not including graduates



### Teacher Retention

Percentage of full time teachers who return to the same school year to year





# Wayne Builta Elementary School

## School Highlights

### Academic Courses

Indian Prairie School District 204 strives to help all students learn, develop, and apply the skills needed to be successful as learners and community members.

### Physical Education, Health and Wellness

Indian Prairie School District 204 Physical Education Department strives to help all students learn, develop, and apply the skills needed for daily participation in personal fitness and lifetime activities which contribute to a healthy lifestyle.

### Other Programs and Activities

Chess Club, Chorus, Parent Associations, Science Fair (STEM), Student Council/Government

### School Awards

2012 Academic Excellent Award, IPEF Grant Recipient

## Career Development Courses and Programs

## Athletics

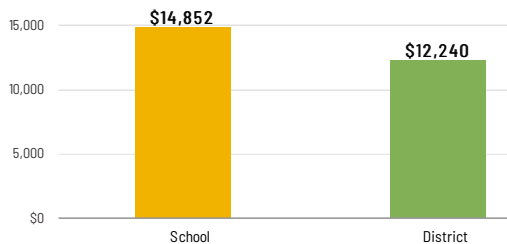
## School Personnel Resources

English as a Second Language Teacher, Librarian/Media Specialist, Reading Specialist, Special Education Teacher, Speech Language Pathologist-non teaching

## Facilities

## School-Level Finance

The Every Student Succeeds Act requires LEAs to report school-level expenditure data, beginning with School Year 18-19 data. LEAs are required to report actual personnel and non-personnel expenditures of both site-specific and district centralized expenditures. Expenditures are shown at the site level and must be disaggregated by source of funds (federal vs. state/local). These data are self-reported and may differ from AFR data.



## Educator Measures

This school has had **1 principal(s)** over the past 6 years. In the last three years, an average of **84% of teachers** return to this school each year.

## FOR MORE INFORMATION

Visit [IllinoisReportCard.com](http://IllinoisReportCard.com) to see additional details about each item of information for this school. There you will find charts spanning multiple years, detailed explanations, resources, more of the school's programs and activities, and powerful tools that let you dig deeper into data.

Most of this data has been collected by ISBE from school districts through data systems. Some information, such as the School Highlights, is entered directly by principals and can be updated throughout the year.