



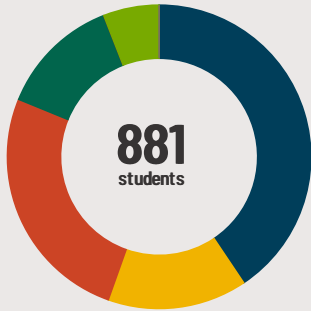
# Fischer Middle School

1305 Long Grove Dr Aurora, IL 60504 (630)375-3100

Grades: 6 - 8  
District: Indian Prairie CUSD 204

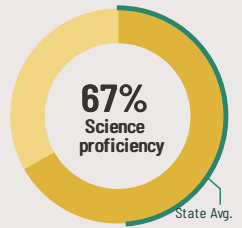
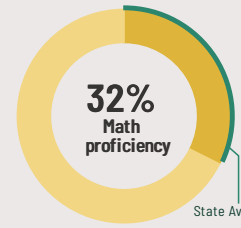
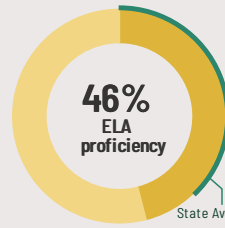
Principal: Jennifer Nonnemacher  
Superintendent: Dr. Karen Sullivan

## Fast Facts



### Student Characteristics

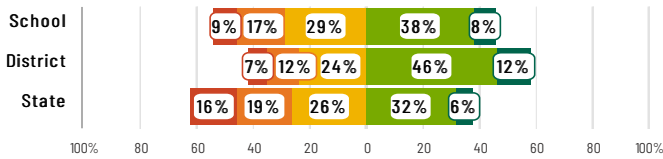
White	41%
Black	15%
Hispanic	26%
Asian	13%
American Indian	0%
Two or More Races	6%
Pacific Islander	0%
Low Income	33%
English Learners	8%
With IEPs	12%
With Disabilities	-
Homeless	1%



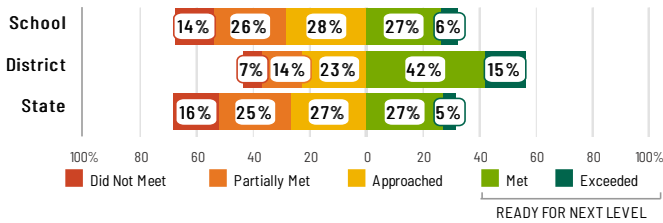
## Academic Success

All Illinois students in grades 3-8 take the IAR assessment each year. High school students take the SAT in English Language Arts and Math.

### English Language Arts



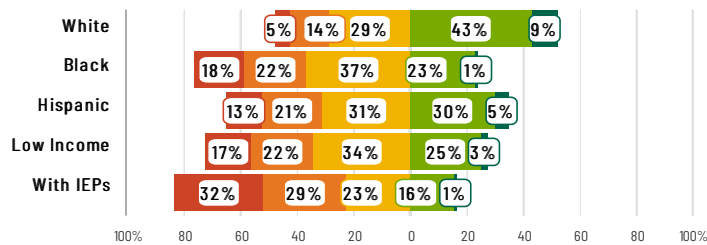
### Mathematics



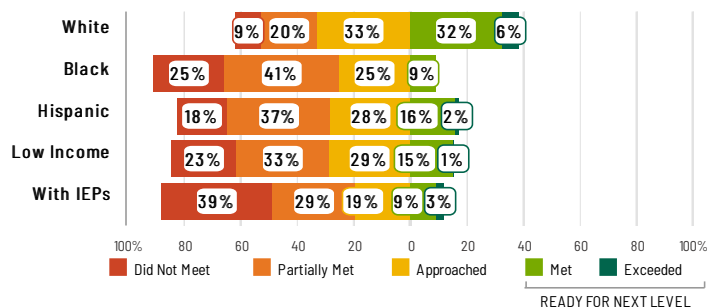
## Success by Student Group

This display shows IAR ELA & Math performance levels for each student group. No data is shown for groups with fewer than 10 students.

### English Language Arts



### Mathematics



## School Environment



The **5Essentials Survey** allows students in grades 6-12 and all teachers to share their perspectives on essential conditions for learning. The anonymous survey consists of 5 components.

- Most implementation
- More implementation
- Average implementation
- Less implementation
- Least implementation
- Not Applicable/Low Response

### Response Rates

Students	94%
Teachers	94%

### Average Effective Leaders

Do principals and teachers implement a shared vision for success?

### More Collaborative Teachers

Do teachers collaborate to promote professional growth?

### More Ambitious Instruction

Are classes challenging and engaging?

### More Supportive Environment

Is the school safe, demanding, and supportive?

### Average Involved Families

Does the entire staff build strong external relationships?

## Student Attendance and Mobility

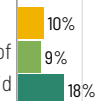
### Attendance Rate

Rate at which students are present at school, not including excused or unexcused absences



### Chronic Absenteeism

Percentage of students who miss 10% or more of school days per year either with or without a valid excuse



### Student Mobility

Percentage of students who transfer in or out of the school during the school year, not including graduates



### Teacher Retention

Percentage of full time teachers who return to the same school year to year





# Fischer Middle School

## School Highlights

### Academic Courses

7th Grade Algebra, 8th Grade Algebra, Art, Band, Bilingual Programs/Courses, Bilingual Support, Choir, Common Core Aligned Curriculum, Computers, Design & Sculpture, Drawing & Painting, Foreign Language Experience, French I, General Music, Gifted and Talented Programs, Home Economics/Family and Consumer Science, Mixed Media Technology, Orchestra, Peer Mentors, Project Arrow Courses at All Grade Levels, PTLW,

### Physical Education, Health and Wellness

Fischer Family Fun Run, Fischer Family Nights, Health Education Courses, Kindness Week Participant, Nutrition, Overall Personal Fitness, Project Choice Participant, Red Ribbon Week Participant, Spinning, Weight Lifting/Toning

### Other Programs and Activities

5th to 6th Transition Workshops, 8-9th Grade Transition Workshops, Art Club, Auditorium Tech Crew, Chess Club, Drama/Theatre, Environmental Club, Family Nights, Fischer Fiddlers, Fischer Philharmonic, Forensics/Speech Teams, Homework Club, Honors Chorus, Jazz Ensemble, Knowledge Masters, Marching Band, Math Club, Math Competition Club, Mentoring Program, Modern Woodman Association Speech

### School Awards

2009 NPC HW Football Champions, 2010 NPC Wrestling Champions, 2011 IPSD Girls Soccer Champions, 2012 IPSD Boys Soccer Champions, American Cancer Society Relay for Life Participation Award, American Heart Association Service Award, American Legion Citizenship Award, American Red Cross Recognition Award, Aurora City of Lights Boys Track Finalists, Aurora City of Lights Soccer Finalists, Aurora City of Lights Cross

### Career Development Courses and Programs

Career Research & Career Day for All 8th Grade Students, Project Lead the Way (PTLW), STEM & Robotics

### Athletics

Boy's Basketball, Boy's Cross Country, Boy's Football, Boy's Soccer, Boy's Track & Field, Boy's Wrestling, Conditioning and Fitness Classes, Girl's Basketball, Girl's Cross Country, Girl's Soccer, Girl's Track & Field, Girl's Volleyball

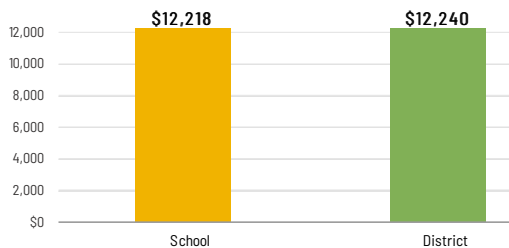
### School Personnel Resources

Bilingual Education Teacher, Librarian/Media Specialist, Reading Specialist, School Guidance Counselor, School Psychologist, School Social Worker, Special Education Teacher, Speech Language Pathologist-non teaching

### Facilities

## School-Level Finance

The Every Student Succeeds Act requires LEAs to report school-level expenditure data, beginning with School Year 18-19 data. LEAs are required to report actual personnel and non-personnel expenditures of both site-specific and district centralized expenditures. Expenditures are shown at the site level and must be disaggregated by source of funds (federal vs. state/local). These data are self-reported and may differ from AFR data.



## Educator Measures

This school has had **1 principal(s)** over the past 6 years. In the last three years, an average of **93% of teachers** return to this school each year.

## FOR MORE INFORMATION

Visit [IllinoisReportCard.com](http://IllinoisReportCard.com) to see additional details about each item of information for this school. There you will find charts spanning multiple years, detailed explanations, resources, more of the school's programs and activities, and powerful tools that let you dig deeper into data.

Most of this data has been collected by ISBE from school districts through data systems. Some information, such as the School Highlights, is entered directly by principals and can be updated throughout the year.