



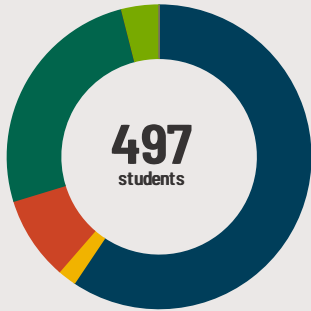
Patterson Elementary School

3731 Lawrence Dr Naperville, IL 60564 (630)428-6500

Grades: K - 5
District: Indian Prairie CUSD 204

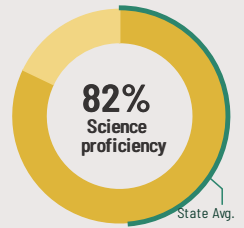

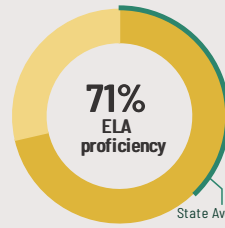
Principal: Michele Frost
Superintendent: Dr. Karen Sullivan

Fast Facts



Student Characteristics

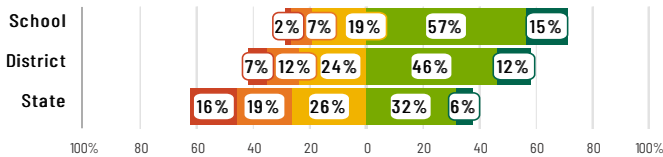
White	60%
Black	2%
Hispanic	9%
Asian	26%
American Indian	0%
Two or More Races	4%
Pacific Islander	0%
Low Income	4%
English Learners	8%
With IEPs	15%
With Disabilities	-
Homeless	0%



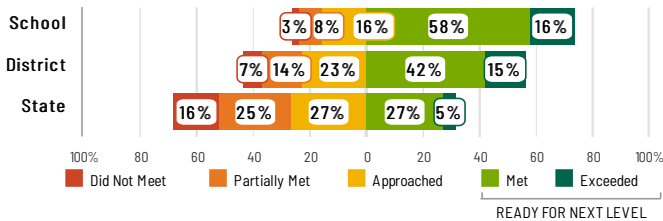
Academic Success

All Illinois students in grades 3-8 take the IAR assessment each year. High school students take the SAT in English Language Arts and Math.

English Language Arts



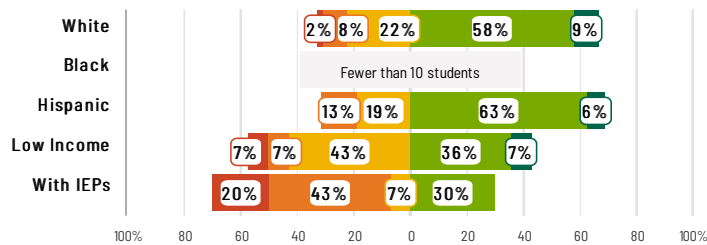
Mathematics



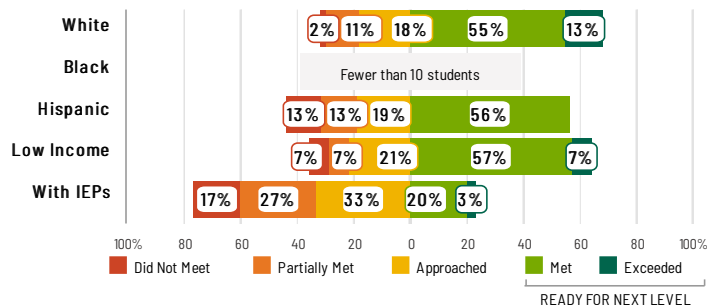
Success by Student Group

This display shows IAR ELA & Math performance levels for each student group. No data is shown for groups with fewer than 10 students.

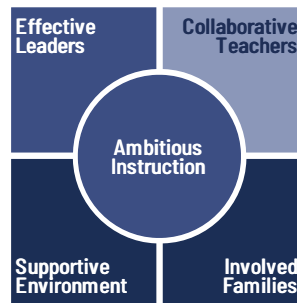
English Language Arts



Mathematics



School Environment



The **5Essentials Survey** allows students in grades 6-12 and all teachers to share their perspectives on essential conditions for learning. The anonymous survey consists of 5 components.

- Most implementation
- More implementation
- Average implementation
- Less implementation
- Least implementation
- Not Applicable/Low Response

Response Rates

Students	91%
Teachers	84%

More Effective Leaders

Do principals and teachers implement a shared vision for success?

Average Collaborative Teachers

Do teachers collaborate to promote professional growth?

More Ambitious Instruction

Are classes challenging and engaging?

Most Supportive Environment

Is the school safe, demanding, and supportive?

Most Involved Families

Does the entire staff build strong external relationships?

Student Attendance and Mobility

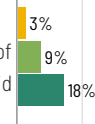
Attendance Rate

Rate at which students are present at school, not including excused or unexcused absences



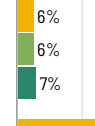
Chronic Absenteeism

Percentage of students who miss 10% or more of school days per year either with or without a valid excuse



Student Mobility

Percentage of students who transfer in or out of the school during the school year, not including graduates



Teacher Retention

Percentage of full time teachers who return to the same school year to year





Patterson Elementary School

School Highlights

Academic Courses

Indian Prairie School District 204 strives to help all students learn, develop, and apply the skills needed to be successful as learners and community members. Patterson follows district curriculum and the National/State Standards. Of note recently is our decision to go to 1:1 Chromebooks for every student in grades 2 through 5 at Patterson, to e

Physical Education, Heath and Wellness

Indian Prairie School District 204 Physical Education Department strives to help all students learn, develop, and apply the skills needed for daily participation in personal fitness and lifetime activities which contribute to a healthy lifestyle. In addition, Patterson sponsors an annual running club and participates in both the Naperville Maratho

Other Programs and Activities

Patterson offers a variety of programs and activities to meet the needs of students. So clubs include Robotics, Running club, Safety Patrol, Student Council, Chorus and the Garden and Conservation Club. Patterson also houses several outside programs such as the YMCA before and after school care, Naperville Park District classes, Chess club, Youn

School Awards

Patterson Elementary School has been honored for school-wide Implementation of the Illinois Positive Behavior Intervention System (PBIS) at the Platinum Level. Patterson is known for it's excellent school climate, and excellent academic growth.

Career Development Courses and Programs

Patterson partners with Patterson PTA to provide a STEAM Day annually for all students. On this day, school, parent, and community presenters share their Science, Technology, Engineering, Art, and Math related careers. Students are able to select their own course to attend.

Athletics

In addition to P.E., Patterson offers clubs before and after school such as the Running Club. Patterson is also an assigned site for several Naperville Park District Courses.

School Personnel Resources

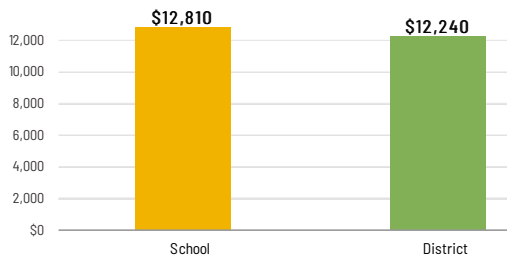
Patterson staff is highly respected in the school and district. In t his professional learning community, staff work collaboratively with the school community to provide a positive, academic atmosphere for all students.

Facilities

Patterson opened in 1993 and just celebrated 25 years of learning. The facility is well maintained and updated as needed.

School-Level Finance

The Every Student Succeeds Act requires LEAs to report school-level expenditure data, beginning with School Year 18-19 data. LEAs are required to report actual personnel and non-personnel expenditures of both site-specific and district centralized expenditures. Expenditures are shown at the site level and must be disaggregated by source of funds (federal vs. state/local). These data are self-reported and may differ from AFR data.



Educator Measures

This school has had **1 principal(s)** over the past 6 years. In the last three years, an average of **90% of teachers** return to this school each year.

FOR MORE INFORMATION

Visit IllinoisReportCard.com to see additional details about each item of information for this school. There you will find charts spanning multiple years, detailed explanations, resources, more of the school's programs and activities, and powerful tools that let you dig deeper into data.

Most of this data has been collected by ISBE from school districts through data systems. Some information, such as the School Highlights, is entered directly by principals and can be updated throughout the year.