



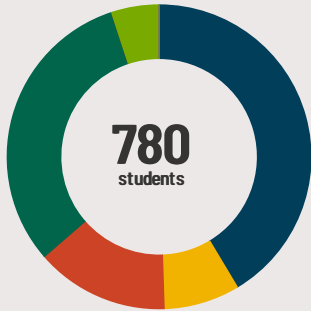
Still Middle School

787 Meadowridge Dr Aurora, IL 60504 (630)375-3900

Grades: 6 - 8
District: Indian Prairie CUSD 204

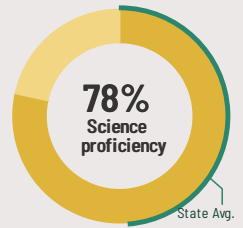
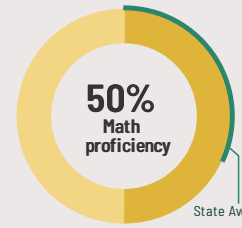
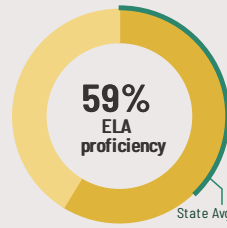
Principal: Kimmer Cornish
Superintendent: Dr. Karen Sullivan

Fast Facts



Student Characteristics

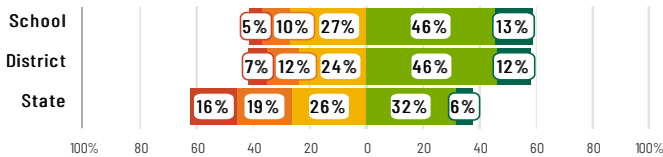
White	41%
Black	8%
Hispanic	14%
Asian	31%
American Indian	0%
Two or More Races	5%
Pacific Islander	0%
Low Income	17%
English Learners	4%
With IEPs	10%
With Disabilities	-
Homeless	1%



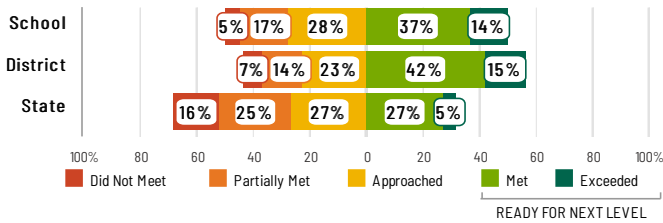
Academic Success

All Illinois students in grades 3-8 take the IAR assessment each year. High school students take the SAT in English Language Arts and Math.

English Language Arts



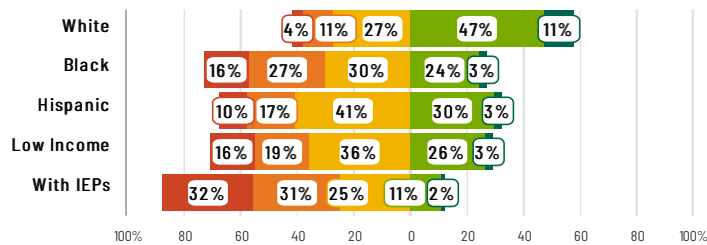
Mathematics



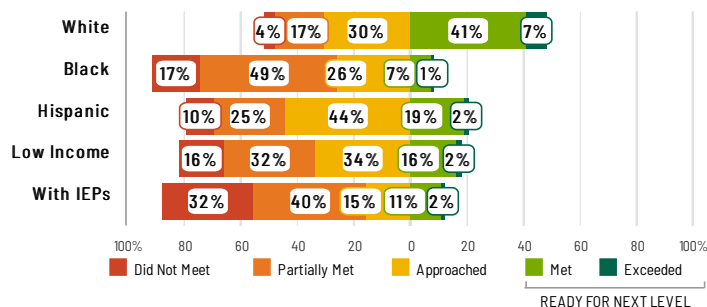
Success by Student Group

This display shows IAR ELA & Math performance levels for each student group. No data is shown for groups with fewer than 10 students.

English Language Arts



Mathematics



School Environment



The **5Essentials Survey** allows students in grades 6-12 and all teachers to share their perspectives on essential conditions for learning. The anonymous survey consists of 5 components.

- Most implementation
- More implementation
- Average implementation
- Less implementation
- Least implementation
- Not Applicable/Low Response

Response Rates

Students	97%
Teachers	100%

Average Effective Leaders

Do principals and teachers implement a shared vision for success?

More Collaborative Teachers

Do teachers collaborate to promote professional growth?

Most Ambitious Instruction

Are classes challenging and engaging?

More Supportive Environment

Is the school safe, demanding, and supportive?

More Involved Families

Does the entire staff build strong external relationships?

Student Attendance and Mobility

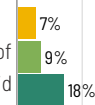
Attendance Rate

Rate at which students are present at school, not including excused or unexcused absences



Chronic Absenteeism

Percentage of students who miss 10% or more of school days per year either with or without a valid excuse



Student Mobility

Percentage of students who transfer in or out of the school during the school year, not including graduates



Teacher Retention

Percentage of full time teachers who return to the same school year to year



Legend: School (Yellow), District (Green), State (Dark Green)



Still Middle School

School Highlights

Academic Courses

7th Grade Algebra, 8th Grade Algebra, 8th Grade Geometry, Art, Band, Bilingual Support, Choir, Creative Technology, Design & Modeling, Digital Media, Drawing & Painting, Engineering, Essential Technology, Foreign Language Experience, French I, Gifted and Talented Programs, Home Economics/Family and Consumer Science, Manufacturing Technology, Orchestra, PLTW- Energy & Environment, PLTW-Automation & Robotics,

Physical Education, Heath and Wellness

Badminton, Basketball, Cardio, Dance, F.I.T. Formula, Fitness stations, Floor Hockey, Football, Health Education Courses, Interval Training, Lacrosse, Nutrition, Pickleball, Roller Skating, Soccer, Softball, Team Handball, Weekly Fitness, Weekly Running, Weight Lifting/Toning

Other Programs and Activities

After School Care, Art Club, Auditorium Tech Crew, Cooking Club, Drama/Theatre, Family Nights, Game Club, Homework Club, Intramurals, Junior Achievement, Marching Band, Math Club, Music Club, MyTime After School Program, Parent Associations, Robotics Club, Science Club, Special Olympics- Bowling & Track, Spelling Bee, STEM Club, Student Council, Student Council/Government, The Skin I'm In (Ethnic Club),

School Awards

7th Grade Boys Conference Track Champions 2009, 8th Grade AA Girls Conference Volleyball Champions 2011, 8th Grade Orchestra-Invited to perform at America String Teachers Assoc., Band Solo & Ensemble - Excellent Student Rating, Boys Soccer Conference Champions 2011, Chamber Orchestra-Invited to perform at Midwest Band & Orchestra Conference, Chorus - Solo & Ensemble Excellent Student Ratings, Dawn

Career Development Courses and Programs

Athletics

Boy's Basketball, Boy's Cross Country, Boy's Football, Boy's Soccer, Boy's Track & Field, Boy's Wrestling, Girl's Basketball, Girl's Cross Country, Girl's Soccer, Girl's Track & Field, Girl's Volleyball, Intramural Sports, Special Olympics

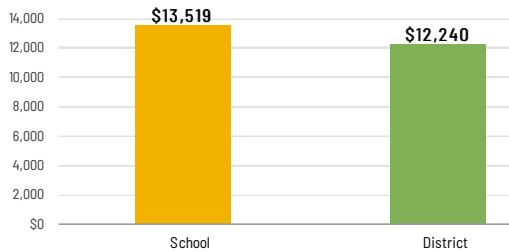
School Personnel Resources

English as a Second Language Teacher, Librarian/Media Specialist, Reading Specialist, School Guidance Counselor, School Psychologist, School Social Worker, Special Education Teacher, Speech Language Pathologist-non teaching

Facilities

School-Level Finance

The Every Student Succeeds Act requires LEAs to report school-level expenditure data, beginning with School Year 18-19 data. LEAs are required to report actual personnel and non-personnel expenditures of both site-specific and district centralized expenditures. Expenditures are shown at the site level and must be disaggregated by source of funds (federal vs. state/local). These data are self-reported and may differ from AFR data.



Educator Measures

This school has had **1 principal(s)** over the past 6 years. In the last three years, an average of **93% of teachers** return to this school each year.

FOR MORE INFORMATION

Visit IllinoisReportCard.com to see additional details about each item of information for this school. There you will find charts spanning multiple years, detailed explanations, resources, more of the school's programs and activities, and powerful tools that let you dig deeper into data.

Most of this data has been collected by ISBE from school districts through data systems. Some information, such as the School Highlights, is entered directly by principals and can be updated throughout the year.