




### INDIAN PRAIRIE SCHOOL DISTRICT 204




Please be sure to have your speakers turned on.  
TYPE [www.gcntraining.com](http://www.gcntraining.com) into your browser's address bar and Press Enter

CLICKING  will take you to the PRE-LOGIN CHECKLIST  
(ROLLOVER [why?](#) next to the icon to learn what the icons mean).

If you have not created an account with GCN,  
select: I have NOT yet created an account  
Press Next >>



If you have already created an account with GCN,  
select: I already have an account  
Press Next >>

Enter your Organization ID:



Press Submit

Locate your Account by completing the  
Required fields. If prompted:  
Enter your Preferred Personal ID

Press Submit

Enter your Personal ID  
If you've forgotten your PID,  
Press [I Don't Know My Personal ID](#)

Press Submit

If prompted, complete the Personal Information fields. ( \* indicates Required Fields)  
Press Submit


#### The Welcome Page

Bloodborne Pathogens  
0% Completed   
[details](#)

The tutorials available to you are listed to the left.  
Choose a tutorial by pressing VIEW

Verify your information. Press  or  (if available)

The tutorial will begin with an Instructions slide that will explain the many buttons on this page.


Once the  Next button appears you may move on to the next slide.

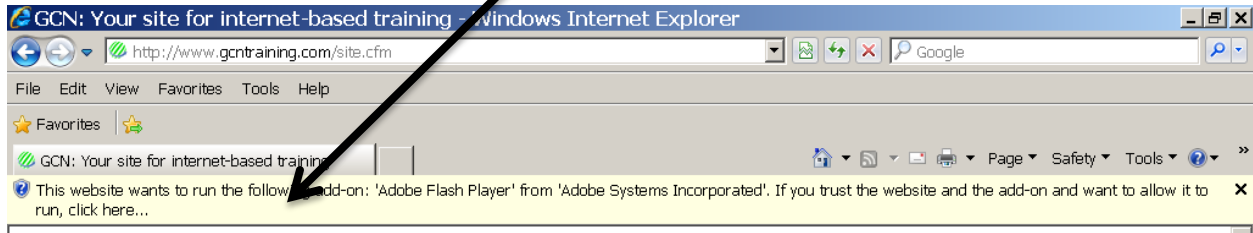
After you complete a tutorial, return to the Main Menu to Print your Certificate of Completion\*  
\*SAVE SOME PAPER -- Wait until you complete the last of your tutorials before printing your Certificate. They're all printed on a single page.

## Issues Accessing GCN Training Modules


Some websites request that you allow an add-on to the web browser. If you trust the site in question then you should click the yellow bar below (sometimes the bar is on the bottom of the screen instead of the top)

For the District compliance training at [www.gcntraining.com](http://www.gcntraining.com) it will look like this.

When you reach this point, click the  bar.



When you have clicked the bar will turn blue. Select **Run Add-on**.



A new window will appear, click **Run**.



**Now the Site will work**

