



# Using Technology to Increase Classroom Instruction

Guest Teacher Academy  
Summer 2019  
IPSD 204





## Questions

Welcome! Our purpose for today is to discuss common expectations set up among 204 teachers regarding technology usage in the classroom as it pertains to instruction...in other words, what is YOUR role?

- What challenges have you faced regarding technology with instruction?**
- How comfortable do you feel when you read a teacher's sub plans regarding technology?**
- Have you ever encountered a teacher leaving digital lesson plans? If so, what are your thoughts about that? How comfortable do you feel?**

# Our Promise

Technology Services will advance a safe, secure and reliable technology environment that fosters exploration through **engagement with analytical decision making, creativity, digital citizenship, critical thinking and information gathering so that all students achieve their greatest potential.**



The Technology Plan has deep foundations in customer service principles to further support student and staff success.





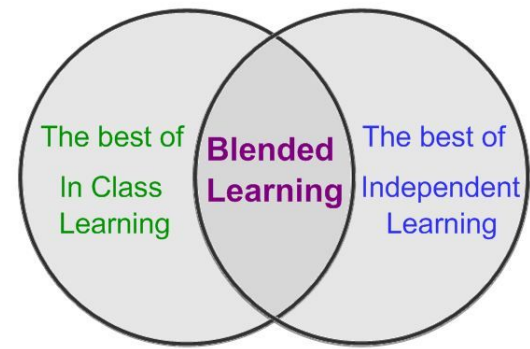

# Why Technology?

**Incorporating technology into our classrooms is an important part of helping students foster 21st Century skills:**

- Personal/social responsibility
- Planning, critical thinking, reasoning, and creativity
- Strong interpersonal/presentation communication skills
- Cross-cultural understandings
- Visualizing/decision making
- Knowing when and how to use the appropriate technological tool to complete a task



**How technology can look in  
your classroom....**



# Flexible Instruction (blended learning)



# Engagement, Creativity, and Critical Thinking

## Student Role

- Active involvement (student owned)
- Focus on task
- Use multiple outlets for problem solving
  - Classmates
  - Chromebooks (grades 2-12)
  - Laptops/iPads (K-1)
  - Other resources

## Your Role

- Facilitate - “guide on the side”
- Actively monitor student engagement
- Encourage problem solving skills
  - Ask questions
  - Redirect to task
  - Encourage use of resources



# Collaboration with Analytical Decision Making

## Student Role

- ❑ Work together to complete an assignment/task
- ❑ Communicate and collaborate appropriately
- ❑ Know your role within group
- ❑ Access appropriate resources to complete assignment/task

## Your Role

- ❑ Support and facilitate conversation
- ❑ Ask guiding/probing questions
  - ❑ *“Why do you think this is the case?”*
  - ❑ *“What is a different way you might...”*
  - ❑ *“How is...different from...”*
- ❑ Learn with students





# Tips for Classroom Management

- ❑ When giving direct instruction it's okay to expect students to be off of technology
  - ❑ You can ask students with Chromebooks out to “tilt their lids”
- ❑ IPSD has web filters in place so that students are not allowed to be on any website containing inappropriate material, however it is always best practice to monitor students when they are using technology by making sure they have only one or two tabs open at once
- ❑ Some Chromebook games are able to be accessed by students - if students are on games during a work time, remind them to close the tab and stay on task
  - ❑ Any reminder after the first, follow the teacher's appropriate classroom management plan



# ARE WE USING DEVICES NOW?



For information and resources about digital citizenship, visit: [www.common Sense.org/educators](http://www.common Sense.org/educators)



## "Are We Using Devices Now?" Poster

Those of you who use devices in your classroom are probably very familiar with the daily question, "Are we using devices now?" One way to tackle that refrain is to have a visual cue for the answer in your classroom!

Print out this stoplight poster and use a clothespin to indicate whether your students: **should keep their devices stored**, **have them out but facedown**, or **be on task with the devices**. Attach the arrow to a clothespin for whole-group instruction. Or write students' names on clothespins for individual permission.

Also, this is an opportunity to set expectations with your students. Use the suggestions below to begin a group conversation about what each color means in your class' own words. Get as clever or as descriptive as you need.



### Red:


- Keep devices stored.
- No need for devices yet!
- No devices at desks.
- Off: not on vibrate, silent, or asleep.
- Not yet!

### Yellow:

- Devices down!
- Devices facedown on desks.
- Ask me.

### Green:

- Devices on.
- Ready, set, go!
- Power up!
- On (and on task!).





# Digital Citizenship

**Digital Citizenship** is a concept which helps teachers, technology leaders and parents to understand what students/children/technology users should know to use technology appropriately.

## Resources:

[Common Sense](#)

[Google Digital Safety Course](#)



digital footprint  
media balance  
cyberbullying  
online privacy communication  
news & media literacy  
Common Sense digital citizenship topics



## Question?

- ❑ What questions do you have?
- ❑ What additional resources do you need?

***THANK YOU! We appreciate all you do!***